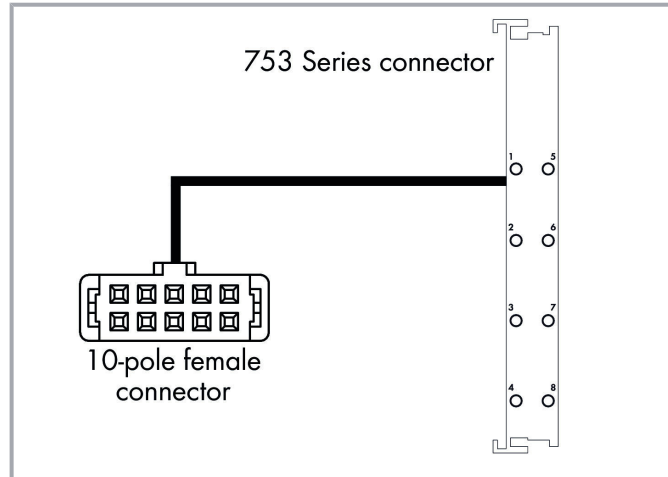



Data sheet | Item number: 706-7753/300-100

System cable; for WAGO-I/O-SYSTEM, 753 Series; 8 digital inputs or outputs; Length: 1 m; Conductor cross-section: 0.14 mm²



www.wago.com/706-7753/300-100



Item description

Short description:

WAGO's Interface Cables provide fast and easy connection of WAGO I/O Modules equipped with a pluggable connector (e.g., 753-430, -431, -530) to the appropriate interface or relay modules featuring a 10-pole female connector.

Data Notes

Note

*Observe maximum operating temperature of the WAGO I/O modules used.

Electrical data

Inputs/outputs	8 digital inputs or outputs
Operating voltage	≤ AC/DC 35 V
Current per wire (max.)	1 A

Connection data

Compatible PLC Modules	WAGO I/O System 753
------------------------	---------------------

Subject to changes. Please also observe the further product documentation!

WAGO GmbH & Co. KG
Hansastr. 27
32423 Minden
Phone: +49571 887-0 | Fax: +49571 887-169
Email: info.de@wago.com | Web: www.wago.com

Do you have any questions about our products?
We are always happy to take your call at +49 (571) 887-44222.

Compatible PLC I/O Card Types	753-430 (x1) 753-431 (x1) 753-530 (x1)
Connection type (1)	System
Pole number 1	8
Pluggable connectors	Pluggable connector (753 Series)
Connection type 2	System
Pole number 2	10
Connector 2	Pluggable connector per DIN 41651; Female connector
Cable type	LIYY
Wire cross-section	0.14 mm ²
Color code	per DIN VDE 47100

Physical data

Cable length	1 m
--------------	-----

Material data

Weight	58 g
--------	------

Environmental requirements


Surrounding air temperature (operation)	-20 ... 50 °C
---	---------------

Commercial data

Product Group	30 ()
PU (SPU)	1 Stück
Country of origin	FR
GTIN	4045454874100
Customs tariff number	85444290900

Optional accessories

Interface module

Interface module	
	<p>Item no.: 704-5003 Interface module for system wiring; Pluggable connector per DIN 41651; Male connector; 10-pole; 8-channel relay output; 1 changeover contact; Triple-deck PCB terminal blocks; in mounting carrier; 2,50 mm²</p>
	www.wago.com/704-5003

Subject to changes. Please also observe the further product documentation!



Item no.: 704-5013

Interface module for system wiring; Pluggable connector per DIN 41651; Male connector; 10-pole; 8-channel relay output; 1 changeover contact; Triple-deck PCB terminal blocks; with manual operation; in mounting carrier; 2,50 mm²

www.wago.com/704-5013



Item no.: 289-611

Interface module; Pluggable connector per DIN 41651; 10-pole; Triple-deck PCB terminal blocks; in mounting carrier; 2,50 mm²

www.wago.com/289-611

Downloads

Documentation

Bid Text

706-7753/300-100 X81 - Datei	2019. 2. 19.	xml 3.5 kB	Download
---------------------------------	--------------	---------------	----------

Additional Information

Disposal; Electrical and electronic equipment, Packaging	V 1.0.0	pdf 265.8 kB	Download
--	---------	-----------------	----------

System Description

WAGO System Wiring, Selection Guide This guide will help you select the appropriate interface modules and system cables for the controller you are usng.		pdf 545.9 kB	Download
---	--	-----------------	----------

CAD/CAE-Data

CAE data

WSCAD Universe 706-7753/300-100		URL	Download
WSCAD Universe 706-7753/300-100		URL	Download

Environmental Product Compliance

Compliance Search

Environmental Product Compliance 706-7753/300-100 System cable; for WAGO-I/O-SYSTEM, 753 Series; 8 digital inputs or outputs; Length: 1 m; Conductor cross-section: 0.14 mm ²		URL	Download
---	--	-----	----------

Subject to changes. Please also observe the further product documentation!



Installation Notes

Subject to changes. Please also observe the further product documentation!

WAGO GmbH & Co. KG
Hansastr. 27
32423 Minden
Phone: +49571 887-0 | Fax: +49571 887-169
Email: info.de@wago.com | Web: www.wago.com

Do you have any questions about our products?
We are always happy to take your call at +49 (571) 887-44222.