

10 BASE-T Transformers

High Isolation 2000Vrms

Fast Rise Times

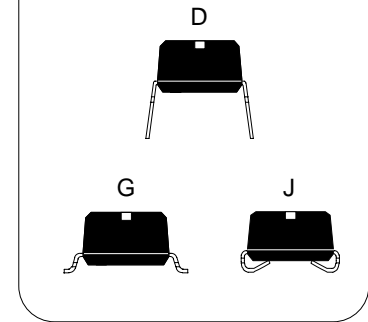
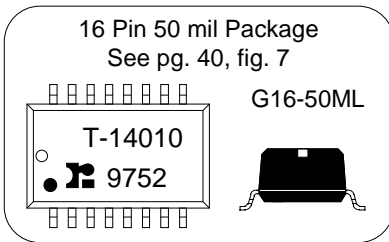
Meets ECMA Requirements

IEEE 802.3 Compatible
(10BASE 2, 10BASE 5, & 10BASE T)

Common Mode
Choke Option

Surface Mount Option with
16 Pin 100 mil versions

16 Pin 100 mil DIP/SMD Packages
(Add G or J to P/N for SMD)
See pg. 40, fig. 4, 5 & 6

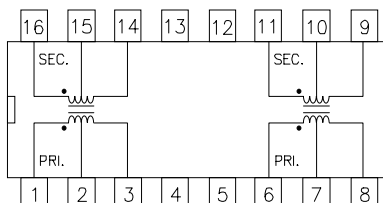


Electrical Specifications at 25° C

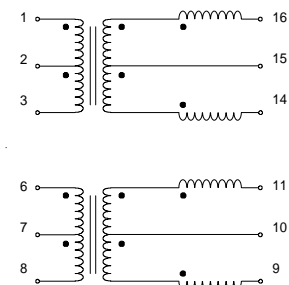
100 mil Part #	100 mil Part # W/CMC	50 mil Part #	50 mil Part # W/CMC	Turns Ratio $\pm 3\%$ (1-3:16-14)/(6-8:11-9)	OCL TYP (μH)	E-T min. ($\text{V}\mu\text{S}$)	Rise Time max. (ns)	Pri. / Sec. C_{WV} max. (pF)	L_L max. (μH)	DCR _P max. (Ω)
T-13010	T-14810	T-14010	T-14910	1CT:1CT/1CT:1CT	50	2.1	3.0	9	.20	.20
T-13011	T-14811	T-14011	T-14911	1CT:1CT/1CT:1CT	75	2.3	3.0	10	.25	.25
T-13000	T-14800	T-14012	T-14912	1CT:1CT/1CT:1CT	100	2.7	3.5	10	.30	.30
T-13012	T-14812	T-14013	T-14913	1CT:1CT/1CT:1CT	150	3.0	3.5	12	.35	.35
T-13001	T-14801	T-14014	T-14914	1CT:1CT/1CT:1CT	200	3.5	3.5	15	.40	.40
T-13013	T-14813	T-14015	T-14915	1CT:1CT/1CT:1CT	250	3.5	3.5	15	.45	.45
T-13014	T-14814	T-14024	T-14924	1CT:1CT/1CT:1.41CT	50	2.1	3.0	9	.20	.20
T-13015	T-14815	T-14025	T-14925	1CT:1CT/1CT:1.41CT	75	2.3	3.0	10	.25	.25
T-13016	T-14816	T-14026	T-14926	1CT:1CT/1CT:1.41CT	100	2.7	3.5	10	.30	.30
T-13017	T-14817	T-14027	T-14927	1CT:1CT/1CT:1.41CT	150	3.0	3.5	12	.35	.35
T-13018	T-14818	T-14028	T-14928	1CT:1CT/1CT:1.41CT	200	3.5	3.5	15	.40	.40
T-13019	T-14819	T-14029	T-14929	1CT:1CT/1CT:1.41CT	250	3.5	3.5	15	.45	.45
T-13020	T-14820	T-14030	T-14930	1CT:1.41CT/1CT:1.41CT	50	2.1	3.0	9	.20	.20
T-13021	T-14821	T-14031	T-14931	1CT:1.41CT/1CT:1.41CT	75	2.3	3.0	10	.25	.25
T-13022	T-14822	T-14032	T-14932	1CT:1.41CT/1CT:1.41CT	100	2.7	3.5	10	.30	.30
T-13023	T-14823	T-14033	T-14933	1CT:1.41CT/1CT:1.41CT	150	3.0	3.5	12	.35	.35
T-13024	T-14824	T-14034	T-14934	1CT:1.41CT/1CT:1.41CT	200	3.5	3.5	15	.40	.40
T-13025	T-14825	T-14035	T-14935	1CT:1.41CT/1CT:1.41CT	250	3.5	3.5	15	.45	.45
T-13026	T-14826	T-14036	T-14936	1CT:1CT/1CT:2CT	50	2.1	3.0	9	.20	.20
T-13027	T-14827	T-14037	T-14937	1CT:1CT/1CT:2CT	75	2.3	3.0	10	.25	.25
T-13028	T-14828	T-14038	T-14938	1CT:1CT/1CT:2CT	100	2.7	3.5	10	.30	.30
T-13029	T-14829	T-14039	T-14939	1CT:1CT/1CT:2CT	150	3.0	3.5	12	.35	.35
T-13030	T-14830	T-14040	T-14940	1CT:1CT/1CT:2CT	200	3.5	3.5	15	.40	.40
T-13031	T-14831	T-14041	T-14941	1CT:1CT/1CT:2CT	250	3.5	3.5	15	.45	.45
T-13032	T-14832	T-14042	T-14942	1CT:2CT/1CT:2CT	50	2.1	3.0	9	.20	.20
T-13033	T-14833	T-14043	T-14943	1CT:2CT/1CT:2CT	75	2.3	3.0	10	.25	.25
T-13034	T-14834	T-14044	T-14944	1CT:2CT/1CT:2CT	100	2.7	3.5	10	.30	.30
T-13035	T-14835	T-14045	T-14945	1CT:2CT/1CT:2CT	150	3.0	3.5	12	.35	.35
T-13036	T-14836	T-14046	T-14946	1CT:2CT/1CT:2CT	200	3.5	3.5	15	.40	.40
T-13037	T-14837	T-14047	T-14947	1CT:2CT/1CT:2CT	250	3.5	3.5	15	.45	.45

SMD versions available on Tape & Reel

16 Pin Dual CT Schematic



16 Pin Dual CT Schematic with Common Mode Choke



Auto-Insertable DIPs

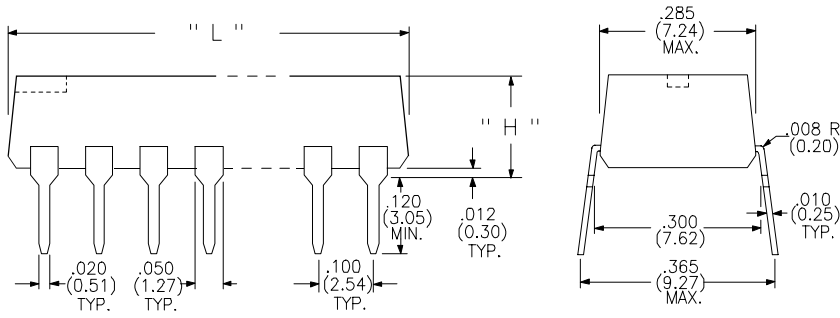


Figure 4

Table P-1

Low Profile DIP Style Packages			
Package Number	Pins	L Length Max.	H Height Max.
D6	6	0.315 (8.00)	0.230 (5.84)
D8-L	8	0.505 (12.83)	0.205 (5.21)
D14-L	14	0.785 (19.94)	0.205 (5.21)
D16-L	16	0.885 (22.48)	0.205 (5.21)

Gullwing Style SMD (Per Data Sheet, May Require "G" suffix to P/N)

Tape & Reel is available for surface mount packages, contact the factory for information.

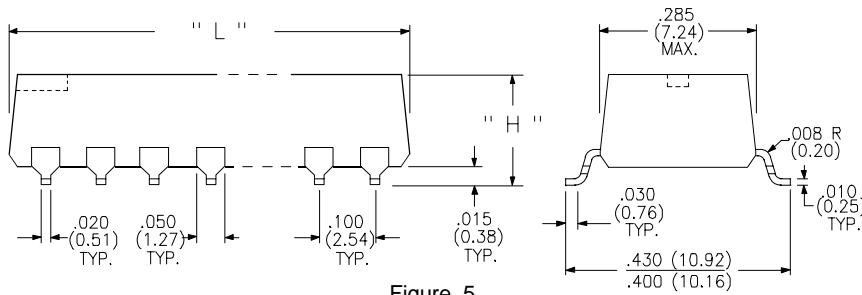


Figure 5

Table P-2

Low Profile Gullwing Style Packages			
Package Number	Pins	L Length Max.	H Height Max.
G8-L	8	0.505 (12.83)	0.205 (5.21)
G14-L	14	0.785 (19.94)	0.205 (5.21)
G16-L	16	0.885 (22.48)	0.205 (5.21)

J - Bend Style SMD (May Require "J" suffix to P/N)

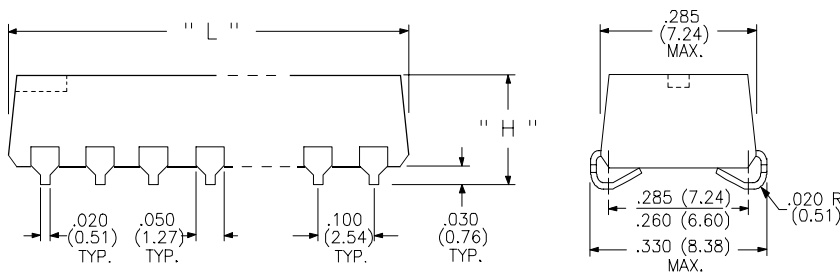


Figure 6

Table P-3

Low Profile "J"-Bend Style Packages			
Package Number	Pins	L Length Max.	H Height Max.
J8-L	8	0.505 (12.83)	0.215 (5.46)
J14-L	14	0.785 (19.94)	0.215 (5.46)
J16-L	16	0.885 (19.94)	0.215 (5.46)

50 mil Gullwing Style 16-Pin SMD

Tape & Reel Available

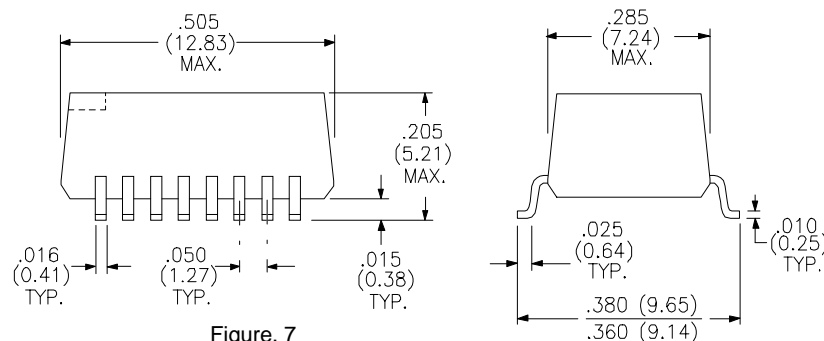


Figure 7