


CSHD5-40  
 CSHD5-60  
 CSHD5-100

**SURFACE MOUNT  
 SCHOTTKY RECTIFIER  
 5 AMP, 40 THRU 100 VOLTS**



**DPAK RECTIFIER CASE**



[www.centrasemi.com](http://www.centrasemi.com)

**DESCRIPTION:**

The CENTRAL SEMICONDUCTOR 5.0 Amp Surface Mount Silicon Schottky Rectifier is a high quality, well constructed, highly reliable component designed for use in all types of commercial, industrial, entertainment, computer, and automotive applications.

**MARKING: FULL PART NUMBER**

**MAXIMUM RATINGS:** ( $T_A=25^\circ\text{C}$  unless otherwise noted)

	SYMBOL	CSHD5-40	CSHD5-60	CSHD5-100	UNITS
Peak Repetitive Reverse Voltage	$V_{RRM}$	40	60	100	V
DC Blocking Voltage	$V_R$	40	60	100	V
RMS Reverse Voltage	$V_R(\text{RMS})$	28	42	71	V
Average Forward Current ( $T_L=75^\circ\text{C}$ )	$I_O$		5.0		A
Peak Forward Surge Current, $t_p=8.3\text{ms}$	$I_{FSM}$		100		A
Operating and Storage Junction Temperature	$T_J, T_{stg}$		-65 to +150		$^\circ\text{C}$
Thermal Resistance	$\theta_{JL}$		5.0		$^\circ\text{C/W}$

**ELECTRICAL CHARACTERISTICS:** ( $T_A=25^\circ\text{C}$  unless otherwise noted)

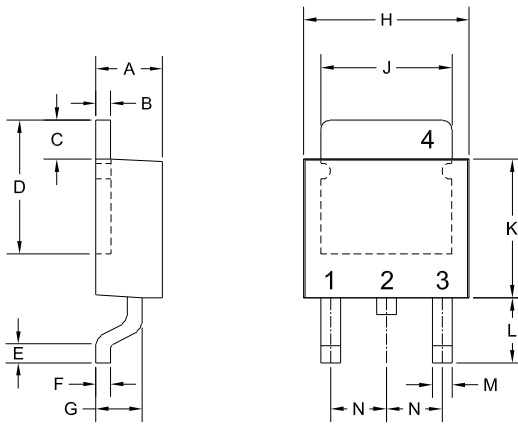
SYMBOL	TEST CONDITIONS	TYP	MAX	UNITS
$I_R$	$V_R=\text{Rated } V_{RRM}$		0.2	mA
$I_R$	$V_R=\text{Rated } V_{RRM}, T_L=100^\circ\text{C}$		20	mA
$V_F$	$I_F=5.0\text{A}$ (CSHD5-40)		0.55	V
$V_F$	$I_F=5.0\text{A}$ (CSHD5-60)		0.75	V
$V_F$	$I_F=5.0\text{A}$ (CSHD5-100)		0.85	V
$C_J$	$V_R=4.0\text{V}, f=1.0\text{MHz}$ (CSHD5-40)	225		pF
$C_J$	$V_R=4.0\text{V}, f=1.0\text{MHz}$ (CSHD5-60)	185		pF
$C_J$	$V_R=4.0\text{V}, f=1.0\text{MHz}$ (CSHD5-100)	145		pF

CSHD5-40  
CSHD5-60  
CSHD5-100

**SURFACE MOUNT  
SCHOTTKY RECTIFIER  
5 AMP, 40 THRU 100 VOLTS**



**DPAK RECTIFIER CASE - MECHANICAL OUTLINE**



SYMBOL	DIMENSIONS			
	INCHES		MILLIMETERS	
	MIN	MAX	MIN	MAX
A	0.083	0.108	2.10	2.75
B	0.016	0.024	0.40	0.60
C	0.063		1.60	
D	0.203	0.219	5.15	5.55
E	0.039		1.00	
F	0.020		0.50	
G	0.051	0.071	1.30	1.80
H	0.248	0.268	6.30	6.80
J	0.197	0.217	5.00	5.50
K	0.209	0.224	5.30	5.70
L	0.090	0.106	2.30	2.70
M	0.012	0.031	0.30	0.80
N	0.091		2.30	

R2

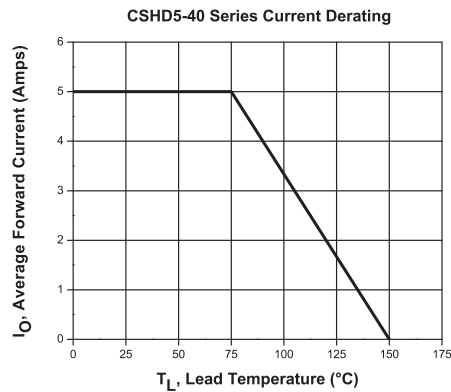
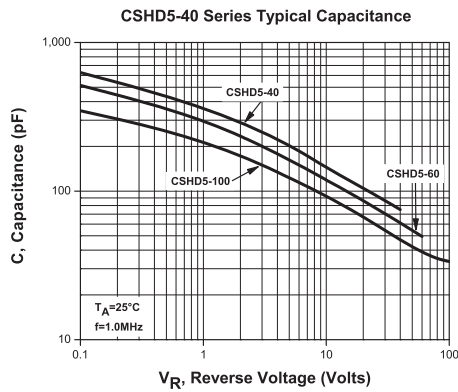
DPAK RECTIFIER (REV: R2)

**LEAD CODE:**

- 1) Anode
  - 2) Cathode
  - 3) Anode
  - 4) Cathode
- Pin 2 is Common to Tab (4)

**MARKING: FULL PART NUMBER**

**TYPICAL ELECTRICAL CHARACTERISTICS**



R2 (26-July 2011)

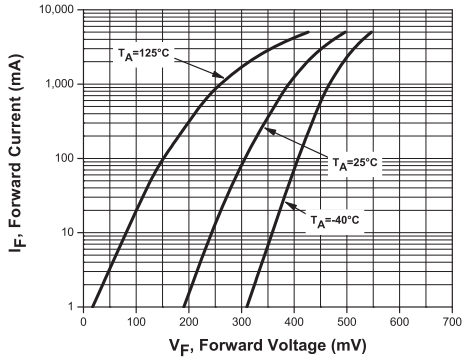
CSHD5-40  
 CSHD5-60  
 CSHD5-100



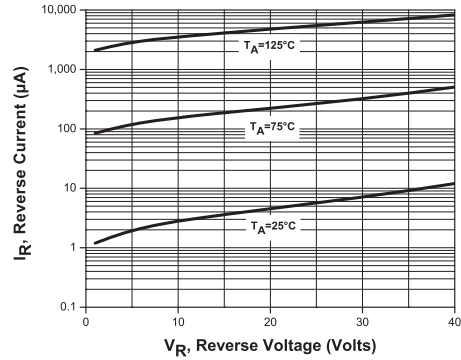
**SURFACE MOUNT  
 SCHOTTKY RECTIFIER  
 5 AMP, 40 THRU 100 VOLTS**

**TYPICAL ELECTRICAL CHARACTERISTICS**

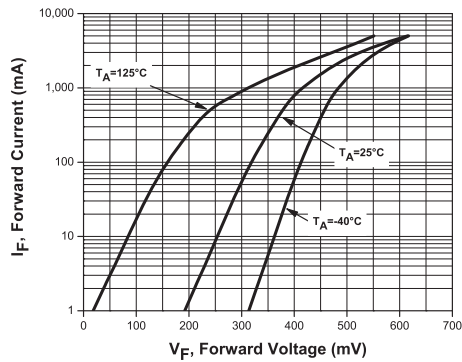
CSHD5-40 Typical Forward Voltage



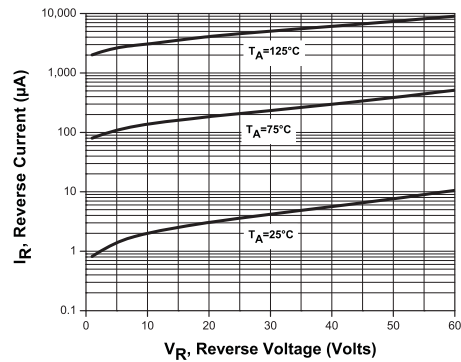
CSHD5-40 Typical Leakage Current



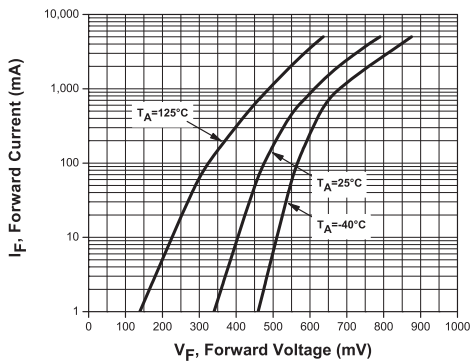
CSHD5-60 Typical Forward Voltage



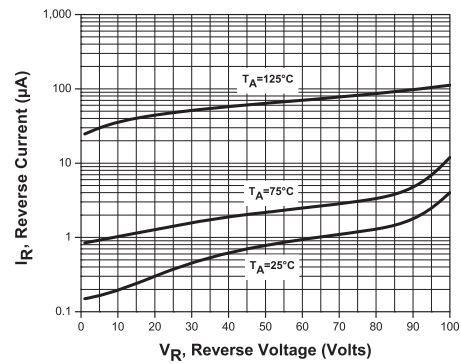
CSHD5-60 Typical Leakage Current



CSHD5-100 Typical Forward Voltage



CSHD5-100 Typical Leakage Current



R2 (26-July 2011)