

WITTEN FASTENERS

130 SERIES

THREADED INSERT, BLIND, REGULAR HEAD STYLE

LIGHT DUTY

TABLE I

CODE NO.	T THREAD	A DIA +.000/-0.010	B SELF-LK ±.06	INSTL HOLE +.005/-0.000
632	6-32 UNC	.577	.12	.578
832	8-32 UNC	.577	.12	.578
1032	10-32 UNF	.577	.12	.578
420	1/4-20 UNC	.685	.16	.686
428	1/4-28 UNF	.685	.16	.686
518	5/16-18 UNC	.685	.20	.686
524	5/16-24 UNF	.685	.20	.686
616	3/8-16 UNC	.811	.20	.812
624	3/8-24 UNF	.811	.20	.812

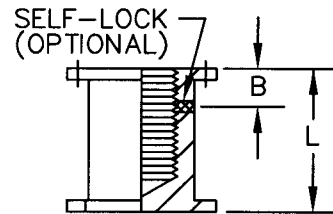
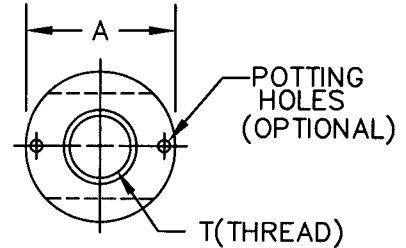
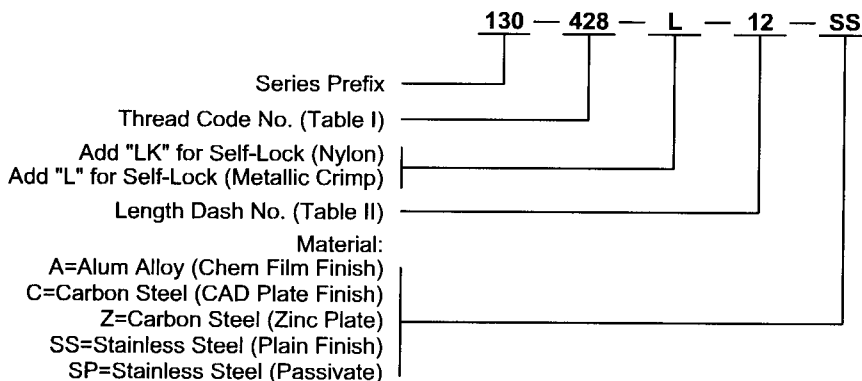


TABLE II

DASH NO.	L ±.03 LENGTH	MINIMUM FULL THREAD DEPTH					
		#6	#8	#10	1/4	5/16	3/8
-6	.375	.225	.225	.175	--	--	--
-7	.437	.276	.287	.237	--	--	--
-8	.500	.276	.328	.300	.225	--	--
-10	.625	.276	.328	.375	.350	.350	.350
-12	.750	.276	.328	.375	.475	.475	.475
-14	.875	.276	.328	.375	.500	.600	.600
-16	1.000	.276	.328	.375	.500	.625	.725

EXAMPLE: PART NUMBERING SYSTEM



- Notes:
1. Threads per MIL-S-7742
 2. Installation tabs are available