

**PLEASE CHECK WWW.MOLEX.COM FOR LATEST PART INFORMATION**

**Part Number:** [0430613006](#)  
**Status:** **Active**  
**Overview:** [spox](#)  
**Description:** 3.96mm (.156") Pitch SPOX™ Housing, Optional Ramps and Polarizing Ribs, 4 Circuits, No Voids, Glow Wire Compatible

**Documents:**

[3D Model](#) [RoHS Certificate of Compliance \(PDF\)](#)  
[Drawing \(PDF\)](#)

**Agency Certification**

CSA LR19980  
 UL E29179

**General**

Product Family Crimp Housings  
 Series [43061](#)  
 Overview [spox](#)  
 Product Name SPOX™

**Physical**

Circuits (maximum) 6  
 Circuits Detail 6  
 Color - Resin Black  
 Flammability 94V-0  
 Gender Receptacle  
 Glow-Wire Compliant Yes  
 Keying to Mating Part None  
 Lock to Mating Part Yes  
 Material - Resin Nylon  
 Number of Rows 1  
 Packaging Type Bag  
 Panel Mount No  
 Pitch - Mating Interface (in) 0.156 In  
 Pitch - Mating Interface (mm) 3.96 mm  
 Pitch - Term. Interface (in) 0.156 In  
 Pitch - Term. Interface (mm) 3.96 mm  
 Polarized to Mating Part Yes  
 Ports 1  
 Stackable No  
 Temperature Range - Operating -40°C to +105°C

**Material Info**

**Reference - Drawing Numbers**

Packaging Specification PK-43061-001  
 Sales Drawing SD-43061-002



**EU RoHS**

**ELV and RoHS Compliant**  
**REACH SVHC Contains SVHC: No**  
**Halogen-Free Status**  
**Not Reviewed**

**China RoHS**



**Need more information on product environmental compliance?**

Email [productcompliance@molex.com](mailto:productcompliance@molex.com)  
 For a multiple part number RoHS Certificate of Compliance, [click here](#)

Please visit the [Contact Us](#) section for any non-product compliance questions.

**Search Parts in this Series**

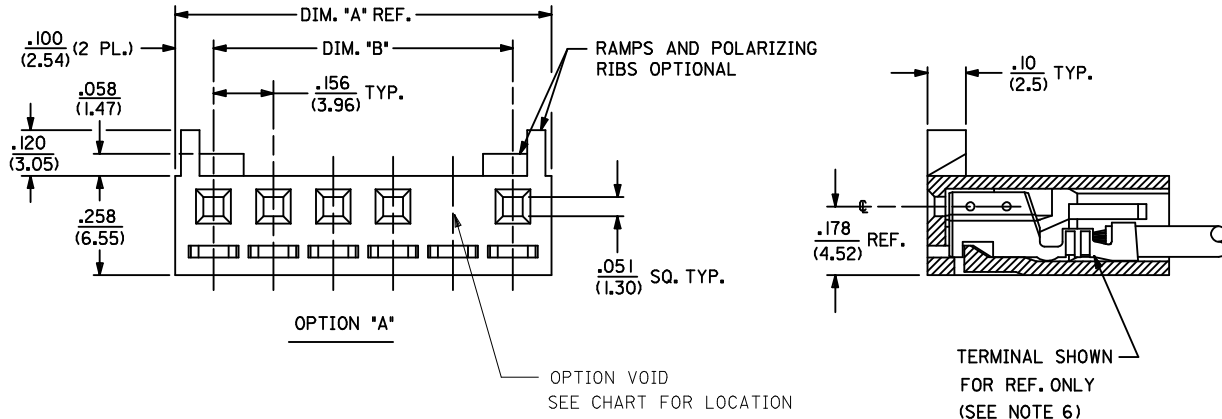
[43061Series](#)

**Mates With**

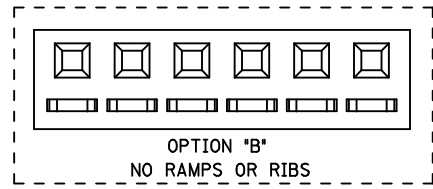
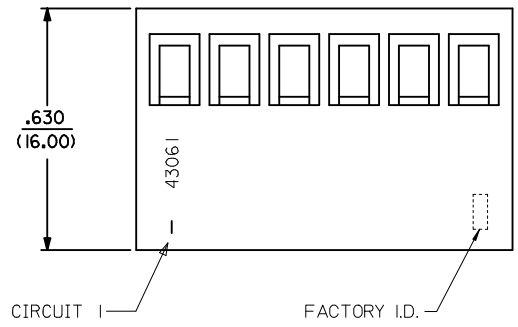
[5194](#) 18-22 AWG Terminal, [5225](#) 24-28 AWG Terminal

- NOTES
- 1) MATERIAL: UL94V-0 PA6 NYLON, IEC 60335-1, 4th EDITION GLOW WIRE CAPABLE, COLOR: BLACK
  - 2) FINISH: SEE TERMINAL DRAWINGS
  - 3) PRODUCT SPEC: PS-5195. TERMINAL IN HOUSING RETENTION FORCE IS 20 NEWTONS MINIMUM.
  - 4) PACKAGING INFORMATION: SEE PK-43061-001
  - 5) MATES WITH .156 / (3.96) CENTER HEADERS AND .045 / (1.14) SQUARE PINS.
  - 6) HOUSING IS DESIGNED FOR USE WITH 5194 (18-22 AWG) AND 5225 (24-28 AWG) TERMINALS.
  - 7) CONNECTOR IS DESIGNED FOR USE WITH 18-28 A.W.G. WIRE.
  - 8) THIS PART CONFORMS TO CLASS B REQUIREMENTS OF COSMETIC SPECIFICATION PS-45499-002.

NO. OF CKTS.	DIM. "A"	DIM. "B"
2	.357 (9.06)	.156 (3.96)
3	.513 (13.02)	.312 (7.92)
4	.669 (16.98)	.468 (11.88)
5	.824 (20.94)	.624 (15.84)
6	.980 (24.90)	.780 (19.80)
7	1.136 (28.86)	.935 (23.76)
8	1.292 (32.82)	1.091 (27.72)
9	1.448 (36.78)	1.247 (31.68)
10	1.604 (40.74)	1.403 (35.64)
11	1.760 (44.70)	1.560 (39.60)
12	1.916 (48.66)	1.715 (43.56)



HOUSING OPTION: A		
COLOR: BLACK		
CKTS	MATERIAL NUMBER	VOID
2	43061-3002	
3	43061-3003	
4	43061-3004	
5	43061-3005	
6	43061-3006	
7	43061-3007	
7	43061-3031	4
7	43061-3107	2, 5, 6
7	43061-3207	1, 3, 5
7	43061-3307	3, 5, 7
8	43061-3008	



<b>ADD PART NUMBERS</b> EC NO: UCP2009-0443 DRWN:KIPPER 2008/09/22 CHKD:JBELL 2008/09/22 APPR:FSMITH 2008/09/23	<b>QUALITY SYMBOLS</b> ▽=0 ▽=0	<b>GENERAL TOLERANCES (UNLESS SPECIFIED)</b> <table border="1"> <thead> <tr> <th></th> <th>mm</th> <th>INCH</th> </tr> </thead> <tbody> <tr> <td>4 PLACES ±</td> <td>---</td> <td>---</td> </tr> <tr> <td>3 PLACES ±</td> <td>---</td> <td>±.010</td> </tr> <tr> <td>2 PLACES ±</td> <td>0.25</td> <td>±.014</td> </tr> <tr> <td>1 PLACE ±</td> <td>0.35</td> <td>±---</td> </tr> </tbody> </table>		mm	INCH	4 PLACES ±	---	---	3 PLACES ±	---	±.010	2 PLACES ±	0.25	±.014	1 PLACE ±	0.35	±---	<b>DIMENSION STYLE</b> IN/MM	<b>SCALE</b> 1:1	<b>DESIGN UNITS</b> INCH	THIRD ANGLE PROJECTION
				mm	INCH																
4 PLACES ±	---	---																			
3 PLACES ±	---	±.010																			
2 PLACES ±	0.25	±.014																			
1 PLACE ±	0.35	±---																			
<b>DRAFT WHERE APPLICABLE MUST REMAIN WITHIN DIMENSIONS</b>	<b>MATERIAL NO.</b> SEE CHART	<b>DATE</b> 06/15/06	<b>DATE</b> 06/15/06	<b>DATE</b> 06/15/06	<b>TITLE</b> SPOX .156/(3.96) RECEPTACLE HOUSING																
<b>REV</b> A5	<b>DESCRIPTION</b>	<b>APPROVED BY</b> FSMITH	<b>DATE</b> 06/15/06	<b>MOLEX</b>	<b>MOLEX INCORPORATED</b>	<b>DOCUMENT NO.</b> SD-43061-002															
THIS DRAWING CONTAINS INFORMATION THAT IS PROPRIETARY TO MOLEX INCORPORATED AND SHOULD NOT BE USED WITHOUT WRITTEN PERMISSION						<b>SHEET NO.</b> 1 OF 1															