

O/E/N 61

SUB MINIATURE POWER RELAY

- International Standard Foot Print
- Low Profile
- UL Approved (E209843)
- Sealed

SPECIFICATIONS

Contact Arrangement	: 1 Form C
Contact Material	: Silver alloy
Contact Rating	
Rated Voltage	: 230 VAC/24 VDC
Max. Switching Voltage	: 250 VAC/28 VDC
Max. Continuous Current	
at 120 VAC/12VDC	: 10 A
at 230 VAC/24VDC	: 5 A
Max. Power Rating	: 1250 VA
Nominal Coil Power	: 0.36 W (approx)
Life Expectancy	
Electrical	: 10^5 operations
Mechanical	: 10^7 operations
Contact Resistance (Initial)	: 100 milli Ohms
Dielectric Strength	
Between Contact & Coil	: 1500 VRMS
Between Open Contacts	: 750 VRMS
Insulation Resistance	: 100 MegaOhms at 500VDC, 25 ⁰ C, RH50
Operate time at Nominal Voltage	: 10 milli sec.(Typ)
Release time at Nominal Voltage	: 10 milli sec.(Typ)
Ambient Temperature	: -40 ⁰ C to +85 ⁰ C
Weight	: 12 gms (approx)

Typical applications

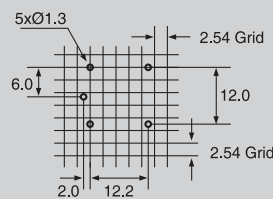
UPS, Home Appliances, Office Automation, Security Systems, PLCs, Timers etc

All dimensions are in mm. Specifications subject to change without notice. Tolerance unless otherwise specified is $\pm 10\%$.

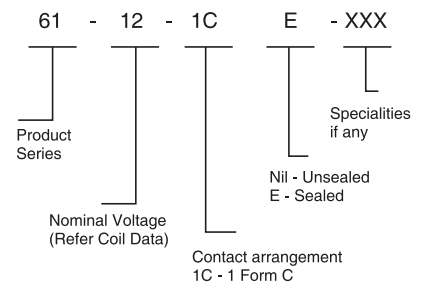
COIL DATA

Nominal Voltage VDC	Pick-up Voltage VDC	Drop-out Voltage VDC	Coil Resistance Ohms $\pm 10\%$
5	4.0	0.5	70
6	4.8	0.6	100
9	7.2	0.9	225
12	9.6	1.2	400
18	14.4	1.8	900
24	19.2	2.4	1600
48	38.4	4.8	6400

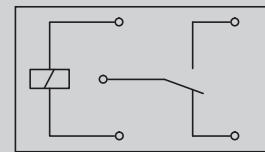
DRILLING PATTERN



HOW TO ORDER



WIRING DIAGRAM



DIMENSIONS

