

IPC-610-L/ IPC-611

4U 15-Slot Rackmount Chassis with Front-Accessible Fan



IPC-610-L

Features



- Supports an ATX motherboard or a backplane with up to 15 slots
- Shock-resistant disk drive bay design holds up to three 5.25" and one 3.5" disk drives
- Supports front-accessible dual USB ports
- Power and HDD activity notification improves system availability
- Front-accessible air filter for easy system maintenance
- Lockable front door prevents unauthorized access
- Flexible mechanical design supports both 300 W single PS/2 and redundant ATX power supply



Specifications

Drive Bay	3.5"	Front-accessible
	5.25"	1
Cooling	Fan	1 (12 cm / 85 CFM)
	Air Filter	Yes
Miscellaneous	LED Indicators	Power and HDD activity
	Control	Power switch and system reset button
	Rear Panel	Backplane version: One D-Sub 9-pin opening Motherboard version: Five D-Sub 9-pin & one 68-pin SCSI openings
Environment	Temperature	Operating: 0 ~ 40° C (32 ~ 104° F) Non-Operating: -20 ~ 60° C (-4 ~ 140° F)
	Humidity	10 ~ 85 % @ 40° C, non-condensing
	Vibration (5 ~ 500 Hz)	1 Grms
	Shock	2 G
		10 G (with 11 ms duration, 1/2 sine wave)
Physical Characteristics	Color / Logo	IPC-610-L: Beige / Advantech Logo; IPC-611: Black / No Logo
	Dimensions (W x H x D)	482 x 177 x 480 mm (19" x 7" x 18.9")
	Weight	14.5 kg (31.9 lb) / 14.2 kg (31.2 lb)

Front view of IPC-610-L

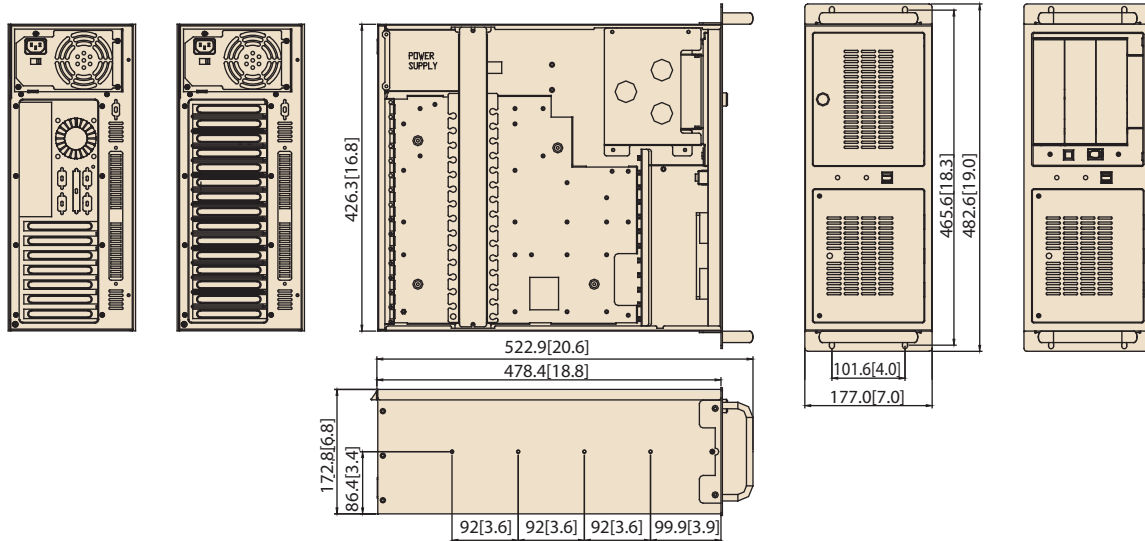


Front view of IPC-611



Dimensions

Unit: mm (inch)



Power Supply Options

Part Number	Watts	Input	Specifications			
			Output	Mini-load	Safety	MTBF
PS-250ATX-ZE (ATX, PFC)	250 W	AC 115/230 V (selectable)	+5 V @ 27 A, +3.3 V @ 20 A +12 V @ 13 A, -12 V @ 0.8 A -5 V @ 0.3 A, +5 Vsb @ 2 A	+5 V @ 0.5 A +12 V @ 0.3 A	UL/TUV/CB/CCC	100,000 hours @ 25° C
PS-300ATX-ZBE (ATX, PFC)	300 W	AC 100 ~ 240 V (full-range)	+5 V @ 30 A, +3.3 V @ 28 A +12 V @ 15 A, -12 V @ 0.8 A -5 V @ 0.3 A, +5 Vsb @ 2 A	+5 V @ 0.5 A +12 V @ 0.5 A	UL/TUV/CB/CCC	100,000 hours @ 25° C

Accessories

Part Number	Description
2130006149S000	Fan filter 127 x 127 x 5 mm
2130004802S000	Door filter 142 x 97 x 5 mm
1759200002G	Fan 120 x 120 x 25 mm
96FDD-144-TE-B1	Black 3.5" FDD
96CD-52X-I-AS-B3	Black 5.25" 52X CD-ROM
96DVR-40X-I-AS-B	Black 5.25" 16X/40X/24X DVDRW-ROM
96DVR-20X-I-SN1	Beige IDE 20X DVD+/-RW

Ordering Information

Part Number	Power Supply	Backplane/ Motherboard	Regulation
Backplane Version			
IPC-610BP-00LBE	Without power supply, with ATX/AT switch	-	-
IPC-611BP-00XBE	Without power supply, with ATX switch	-	-
IPC-611BP-30ZBE	PS-300ATX-ZBE	-	CE
Motherboard Version			
IPC-610MB-00LBE	Without power supply, with ATX switch	-	-
IPC-611MB-00XBE	Without power supply, with ATX switch	-	CE