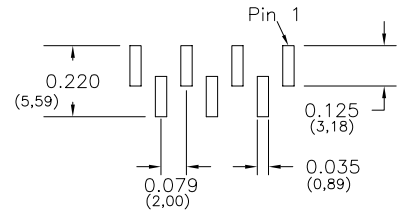
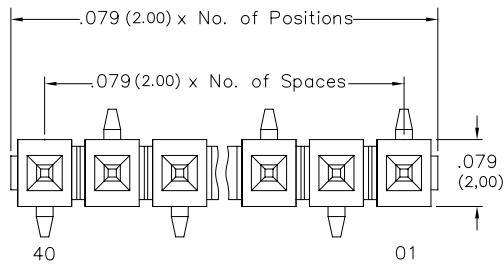
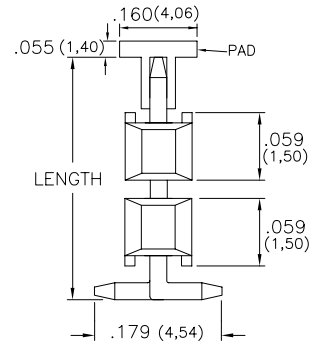
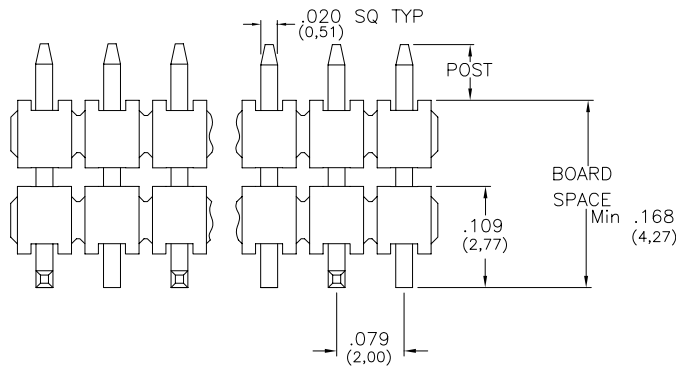


Major League Electronics .079 cl Board Stacker Terminal Strips - Surface Mount



Recommended P.C. Board Layout



Tails may be clipped to achieve desired pin length

Ordering Information

BSTCM-2 [X] - S - [X] - [X] - [X] - [X] - [X] - M - [X] - [X] - LF

Pins Per Row
01 - 40

Row Specification
S = Single Row

Desired Post Height
Please specify
e.g. .100 (2.54) = 100

Select nearest Pin Option
greater than the sum of
'Desired Post Height' +
'Board Space'

Pin Options		
Length		
.255	6.48mm	06
.309	7.85mm	14
.329	8.36mm	16
.349	8.86mm	20
.388	9.86mm	21
.467	11.86mm	28
.487	12.37mm	30
.507	12.88mm	34
.526	13.36mm	35
.546	13.87mm	36
.605	15.37mm	38
.645	16.38mm	39
.665	16.89mm	40
.684	17.37mm	41
.762	19.35mm	43
.803	20.40mm	45
.882	22.40mm	47
1.042	26.47mm	49
1.102	27.99mm	50

Packing Information

TR-P = Tape and Reel with Plastic Pick and Place pad

TB-P = Tube with Plastic Pick and Place pad

TB-0 = Tube without Pick and Place Pad

If left blank, packaging at MLE's discretion

Pad may be metal, mylar or plastic

Footprint
M = pin 1 right

Polarized Position

Leave blank if not needed

If required, specify empty pin position, e.g. 012 for Pin 12

Desired Board Space

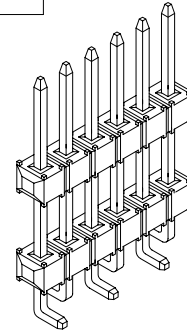
Please specify

e.g. .100 (2.54) = 100

(.168 (4.27) Min)

Plating Options

H	30µ Gold on Contact Area / Matte Tin on Tail
T	Matte Tin All Over
GT	10µ Gold on Contact Area / Matte Tin on Tail
F	Gold Flash over Entire Pin
G	10µ Gold on Contact Area / Flash on Tail



Mates with:

BCSS,
BSSH,
BSSHC,
BSSQ,
BSSQM,
LSMBC,
LSSHSM,
SMBC,
SSHQ,
SSHQR,
SSHR,
SSHS,
SSHSM,
ULSMBC

Specifications

Current Rating: 3.0 Ampere

Insulation Resistance: 1000MΩ Min.

Dielectric Withstanding: 500V AC

Contact Resistance: 20 mΩ Max.

Operating Temperature: -40°C to + 105°C

Max. Process Temperature:

Peak: 260°C up to 10 secs.

Process: 230°C up to 60 secs.

Wave: 260°C up to 6 secs.

Reflow: 260°C up to 10 secs.

Manual Solder: 350°C up to 5 secs.

Materials

Contact Material: Phosphor Bronze

Insulator Material: Nylon 6T

Plating: Au or Sn over 50µ" (1.27) Ni

Products cut to specific sizes are uncancellable/nonreturnable

Parts are subject to change without notice

BSTCM-2-SM SERIES

.079 cl Single Row - Surface Mount
Board Stacker Terminal Strips

13 FEB 07

Scale
NTS

UNLESS OTHERWISE SPECIFIED
DIMENSIONS IN INCHES (MM)
TOLERANCES ARE:

ONE PLACE DECIMALS ±.100
TWO PLACE DECIMALS ±.010
THREE PLACE DECIMALS ±.005
FOUR PLACE DECIMALS ±.0020

ANGLES
±.5°



4235 Earnings Way, New Albany, Indiana, 47150, USA
1-800-782-3486 (USA/Canada/Mexico)

Tel: 812-944-7244

Fax: 812-944-7268

E-mail: mle@mlelectronics.com

Web: www.mlelectronics.com

Edition
1

Sheet
1/1