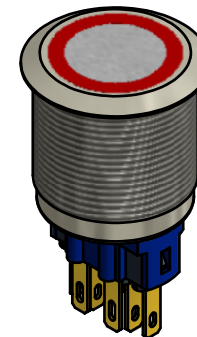
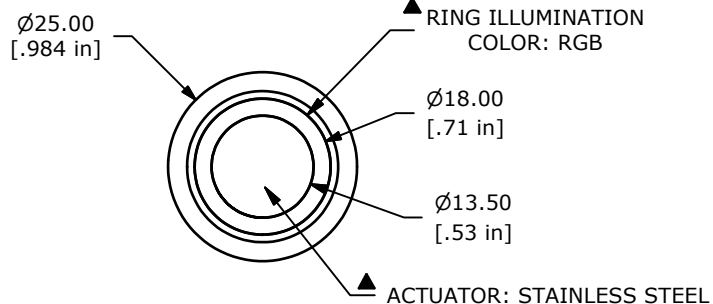
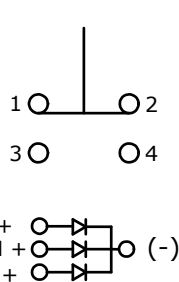


PANEL CUTOUT  
MAX. PANEL THICKNESS 12mm



▲ SWITCH FUNCTION

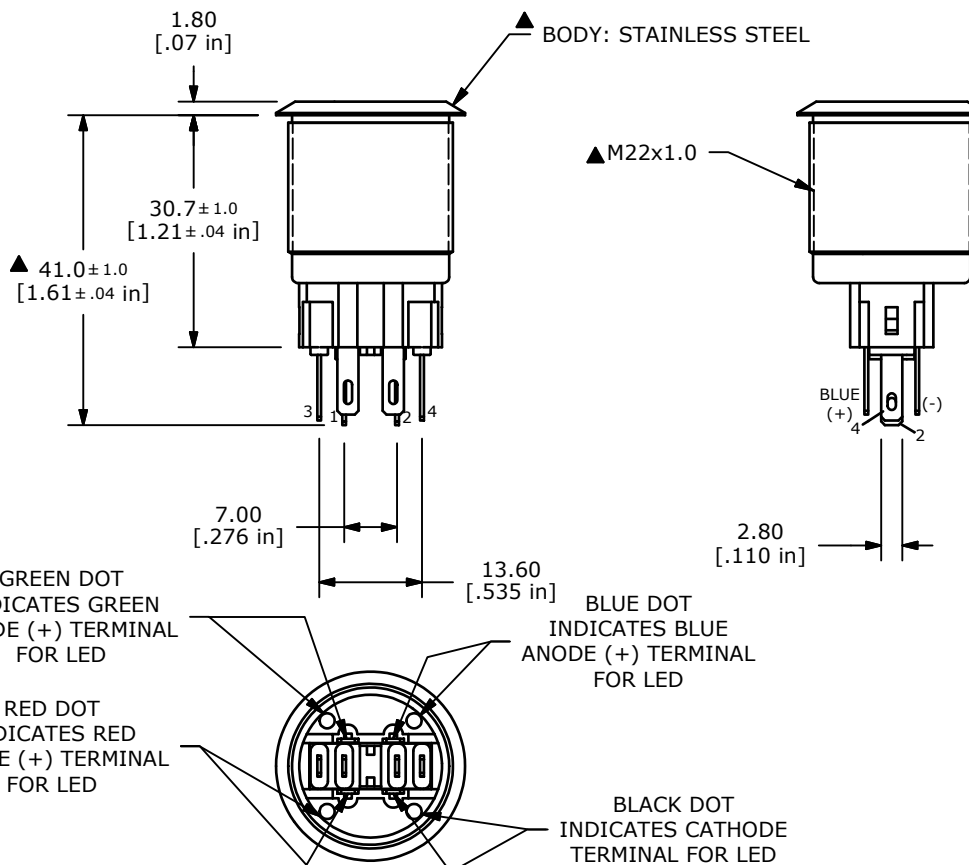
POS. 1	POS. 2
1-2 ON 3-4 OFF	1-2 OFF 3-4 ON



▲ SPDT ON-OFF / OFF-ON  
CONTACT CONFIGURATION

NOTE:

- ALL DIMENSIONS IN MM [INCH]
- GENERAL TOLERANCE: X.X = ± 0.4  
X.XX = ± 0.25
- TERMINAL NOS. FOR REF. ONLY
- RATING: 2A @ 48VDC
- CONTACT RESISTANCE: 50mΩ MAX. @ 1A 12VDC
- INSULATION RESISTANCE: 1,000MΩ @ 500VDC
- DIELECTRIC STRENGTH: 2,000VAC MIN. FOR 1 MINUTE
- ELECTRICAL LIFE: 50,000 CYCLES
- OPERATING TEMPERATURE: -20°C TO 55°C
- ACTUATION FORCE: 4N
- INGRESS PROTECTION: IP65
- ▲ DENOTES CRITICAL PARAMETER
- 2011/65/EU (ROHS) COMPLIANT
- HARDWARE INCLUDED (NOT SHOWN) HEX NUT AND O-RING
- ILLUMINATION VOLTAGE:  
RED: 1.8V  
GREEN: 2.8V  
Blue: 2.8V



TITLE PV7F2T0SS-3R1

A	22421	New Release	8/2/2016	rc
REV	PCR NO	DESCRIPTION	DATE	BY

SCALE	DATE	DR	DWG	REV
1:1	8/2/2016	rc	52-PV7F2T0SS3R1	A

THE INFORMATION CONTAINED IN THIS DOCUMENT IS PROPRIETARY  
TO E-SWITCH AND IS NOT TO BE COPIED OR TRANSFERRED