




- 10/100/1000 Gigabit Base-T for Ethernet Applications
- Operating Temp: 0°C to +70°C
- Storage Temp: -40°C to +85°C
- RJ45 Jack cavity conforms to FCC rules and regulations Part 68



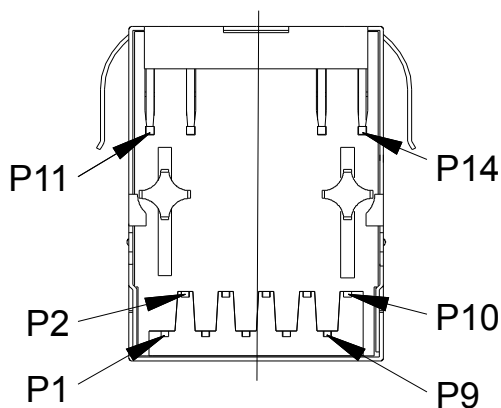
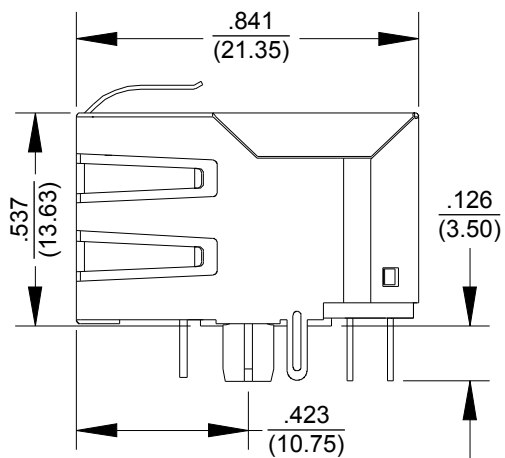
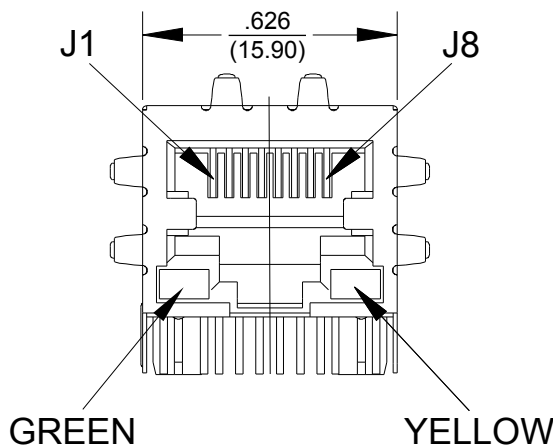
Electrical Specifications @25°C					
OCL(μH Min) @100KHz, 0.1V With 8mA DC BIAS	Turns Ratio (±5%)	Return Loss (dB Min)			
		1-40MHz	40-60MHz	60-80MHz	80-100MHz
350	1:1	-16	-12	-10	-8

Electrical Specifications @25°C					
Insertion Loss (dB Max)		Cross Talk (dB Min)	CMR (dB Min)	DCR (Ω Max)	Hi-Pot PHY to Line
1-100MHz	100-125MHz	1-100MHz	1-100MHz		
-1.0	-1.2	-30	-30	1.2	2250VDC


All specifications subject to change without notice.

MECHANICAL

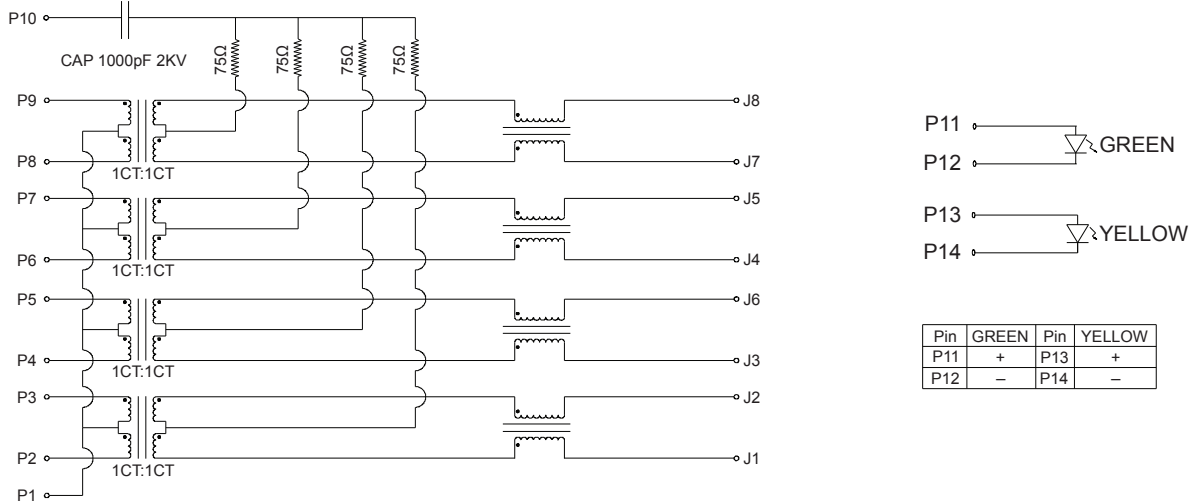
Dimensions: $\frac{\text{inch}}{\text{mm}}$



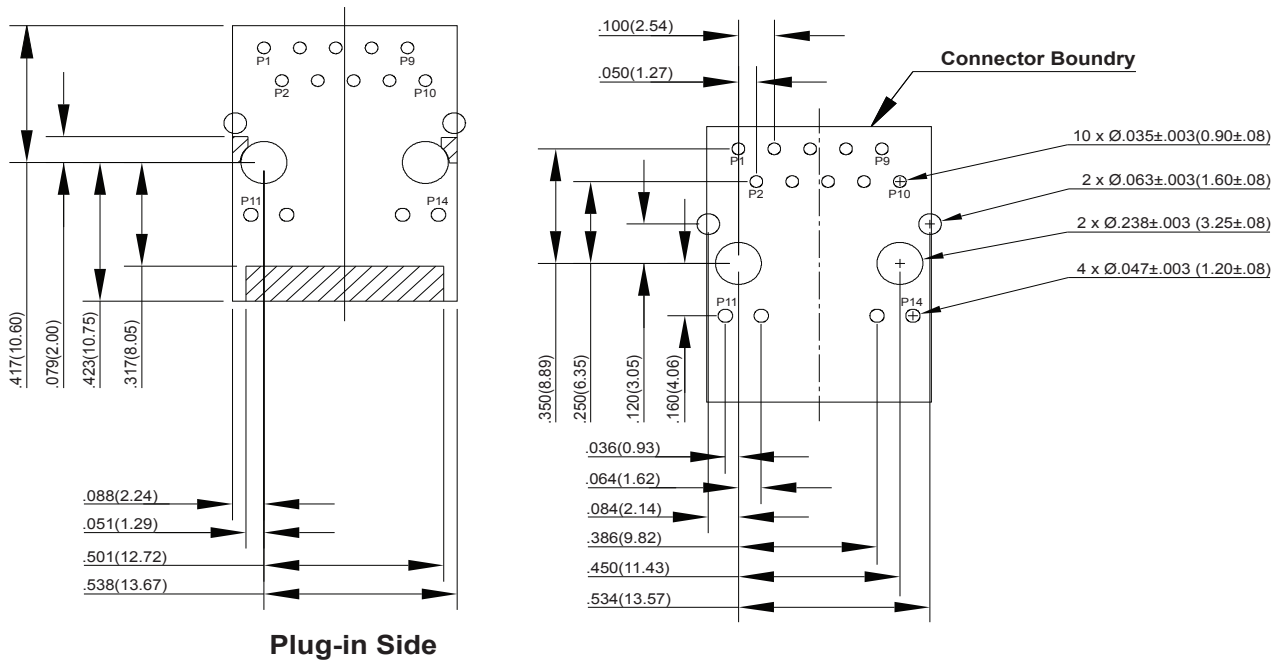
*Unless otherwise specified, all dimension tolerances are ±.010 (.254mm)



SCHEMATICS



PCB-LAYOUT



NOTES

- Connector Material:
Housing: Thermoplastic Black UL.94 V-0
Shield: Brass
Shield Plating: Nickel
Contact: Phosphor Bronze
Contact Plating: Selective Gold, 6 μ " Min in contact area
- Pin not Electrically connected maybe omitted review electrical drawing for omitted Pins.
- The part is recommended for wave soldering process peak soldering Temperature is 260°C Max, 10 Secs Max