

PLEASE CHECK WWW.MOLEX.COM FOR LATEST PART INFORMATION

Part Number: **0512391203**
Status: **Active**
Description: CRC™ Shielded Rectangular I/O Plug Housing, For Plug Assembly, Female Terminal, Signal, 12 Circuits, Polarization Type B, Polarization Position B-3

Documents:

[Drawing \(PDF\)](#) [Product Specification PS-51238-018 \(PDF\)](#)
[Product Specification PS-51238-010 \(PDF\)](#) [RoHS Certificate of Compliance \(PDF\)](#)

Agency Certification

CSA	LR19980
TUV	R72081037
UL	E29179

General

Product Family	I/O Connectors
Series	51239
Application	N/A
Component Type	Housing
Product Name	CRC™
Type	N/A

Physical

Boot Color	N/A
Breakaway	No
Circuits (Loaded)	N/A
Circuits (maximum)	12
Color - Resin	Black
Flammability	94V-0
Gender	Plug
Keying to Mating Part	Yes
Lock to Mating Part	Yes
Material - Plating Mating	n/a
Material - Resin	Polyester
Number of Rows	4
Orientation	Vertical
PCB Locator	No
Packaging Type	Tray
Panel Mount	N/A
Pitch - Mating Interface (in)	0.118 In
Pitch - Mating Interface (mm)	3.00 mm
Pitch - Term. Interface (in)	0.118 In
Pitch - Term. Interface (mm)	3.00 mm
Polarized to Mating Part	Yes
Polarized to PCB	N/A
Ports	1
Surface Mount Compatible (SMC)	No
Temperature Range - Operating	-40°C to +105°C
Termination Interface: Style	N/A
Waterproof / Dustproof	No

Electrical

Current - Maximum per Contact	N/A
Shielded	No
Voltage - Maximum	250V AC (RMS)/DC

Material Info



EU RoHS

ELV and RoHS Compliant
REACH SVHC Contains SVHC: No
Halogen-Free Status
Not Reviewed

China RoHS



Need more information on product environmental compliance?

Email productcompliance@molex.com
 For a multiple part number RoHS Certificate of Compliance, [click here](#)

Please visit the [Contact Us](#) section for any non-product compliance questions.

Search Parts in this Series

[51239Series](#)

Mates With

[51233](#)

Use With

[56380](#) plug shell body, [56120](#) and [56121](#) female terminal, [56381](#) plug shell cover

Reference - Drawing Numbers

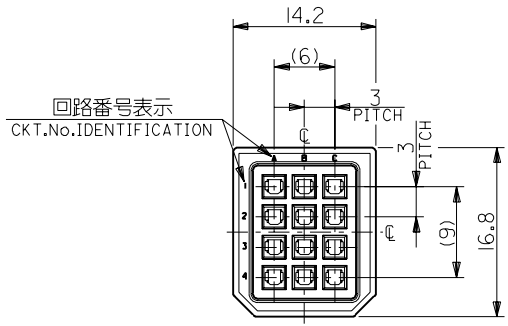
Product Specification
Sales Drawing

PS-51238-010, PS-51238-018, RPS-51238-001
SD-51239-004

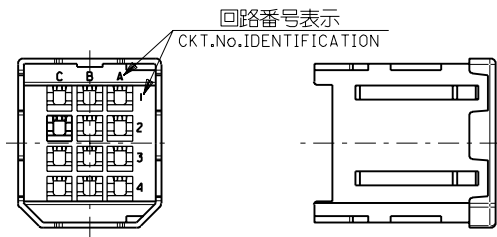
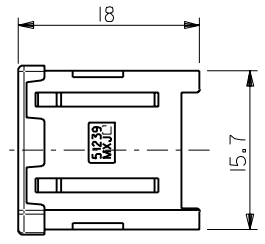
This document was generated on 04/06/2010

PLEASE CHECK WWW.MOLEX.COM FOR LATEST PART INFORMATION

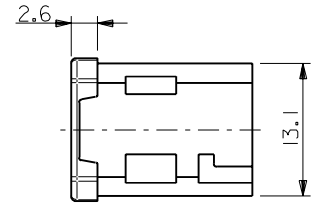
DWG. NO. SD-51239-004



嵌合側
MATING SIDE



電線挿入側
WIRE SIDE



注記
NOTES

1. 材質
MATERIAL
ガラス入りPBT樹脂 UL94V-0 色:黒
HOUSING : PBT G.F. UL94V-0 COLOR : BLACK
2. 適用端子 : 56120-8*90 , 56121-8*90
APPLICABLE CRIMP PIN : 56120-8*90 , 56121-8*90
3. 適用シエルボディ : 56380-1200
APPLICABLE SHELL BODY : 56380-1200
4. 適用シエルカバー : 56381-1200
APPLICABLE SHELL COVER : 56381-1200
5. 嵌合相手 : 51233-121*
MEET WITH : 51233-121*

<誤嵌合防止キー (極性) タイプ> <POLARITY KEY TYPE>

51239-1201	51239-1202	51239-1203	51239-1204	51239-1205
STANDARD TYPE	A TYPE	B TYPE	C TYPE	D TYPE

A-2	D	51239-1205	51239-***0*	12
C-3	C	51239-1204		
B-3	B	51239-1203		
B-2	A	51239-1202		
—	STANDARD	51239-1201		
POLARITY POSITION (CIRCUIT No.)	POLARITY TYPE	MATERIAL No.	MODEL No.	CIRCUIT

DO NOT SCALE DRAWING

EC NO. DRWN: CHK: APPR:	EC NO. DRWN: CHK: APPR:	EC NO. DRWN: CHK: APPR:	REVISED 01/10/04	MATERIAL 材料	GENERAL TOLERANCES: (UNLESS SPECIFIED) 一般公差	SCALE 2-1	DESIGN UNITS mm INCH	THIRD ANGLE PROJECTION	DIMENSIONS: mm INCH	SHT	REV
			EC NO. J2002-0786 DRWN: S.AKIYAMA CHK: J.MIYAZAWA APPR: YO.ITO								
A	0		RELEASED 01/02/09	注記参照 SEE NOTES							
			EC NO. JD2001-1040 DRWN: S.AKIYAMA CHK: J.MIYAZAWA APPR: H.IKESUGI	FINISH 仕上げ							
				WIRE RANGE 適用電線範囲							
				INS. RANGE 被覆外径							
						DRAWN BY & DATE S. Akiyama 01/01/25		TITLE: COMPACT ROBOT CONN. (CRC) PLUG SOCKET HS'G			
						CHECKED BY & DATE J. Miyazawa / Y. Ito		MATERIAL NO. SEE CHART		SHEET NO. 1 OF 1	
						APPROVED BY & DATE Yo. Ito		DRAWING NO. SD-51239-004		SIZE B	
						CAD FILE NAME 51239004.S01		MATERIAL NO. SEE CHART		DRAWING NO. SD-51239-004	
THIS DRAWING CONTAINS INFORMATION THAT IS PROPRIETARY TO MOLEX INCORPORATED AND SHOULD NOT BE USED WITHOUT WRITTEN PERMISSION.											