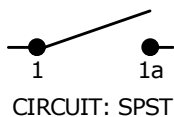


PANEL CUTOUT


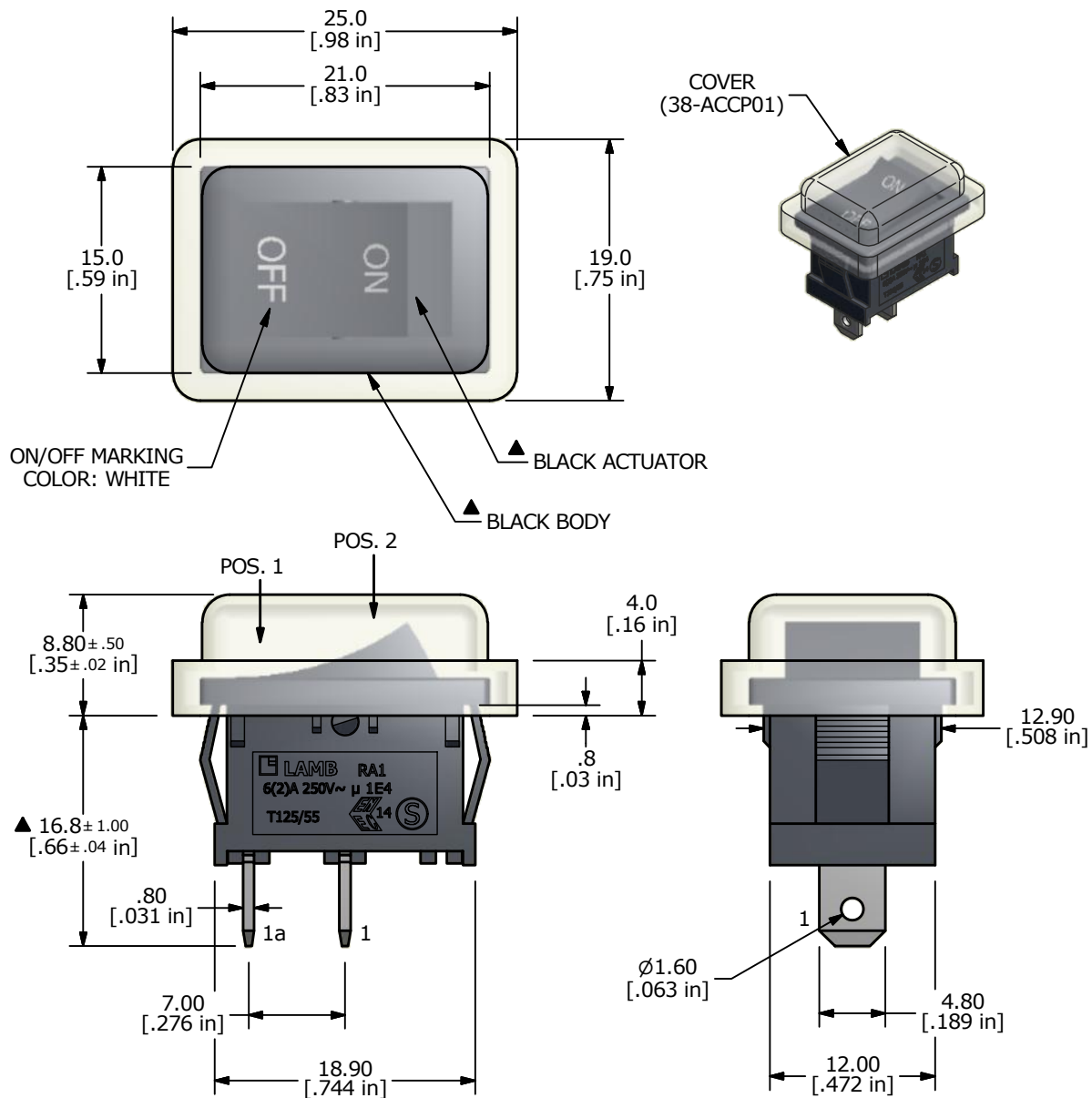
PANEL THICKNESS	X
0.75 - 1.25	19.2
1.25 - 2.00	19.4
2.00 - 3.00	19.6

SWITCH FUNCTION	
POS. 1	POS. 2
OFF	ON
OPEN	1-1a



NOTE:

- DIMENSIONS IN MM [INCH]
- GENERAL TOLERANCE: X.X = ± 0.4
X.XX = ± 0.25
- TERMINAL NUMBERS FOR REF ONLY
- CONTACT MATERIAL: SILVER
- CONTACT RATINGS: UR, cUR
10A @ 125VAC
EN 61058-1:2002
6A 250V, 1E4, T85
6(2)A 250V, 1E4, T125/55
- CONTACT RESISTANCE: 35mΩ MAX. @ 50VAC
- INSULATION RESISTANCE: 100MΩ MIN. @ 500VAC
- DIELECTRIC STRENGTH: 1,500VAC FOR 1 MINUTE
- ▲ DENOTES CRITICAL PARAMETER
- 2011/65/EU (ROHS) COMPLIANT



A	23155	NEW RELEASE	1/15/18	MW
REV	PCR NO	DESCRIPTION	DATE	BY

TITLE RA11131123/ACC-P01				
SCALE	DATE	DR	DWG	REV
2:1	1/8/2018	MW	38-RA1S00266	A

THE INFORMATION CONTAINED IN THIS DOCUMENT IS PROPRIETARY TO E-SWITCH AND IS NOT TO BE COPIED OR TRANSFERRED