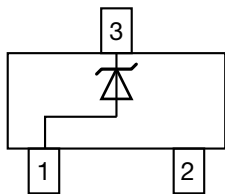



## Small Signal Zener Diodes



### FEATURES

- Silicon planar low noise Zener diodes
- 350 mW high quality voltage regulator designed for low leakage, low current and low noise applications
- 5 % tolerance on  $V_Z$
- High temperature soldering guaranteed: 260 °C/4 x 10 s at terminals
- AEC-Q101 qualified
- Compliant to RoHS Directive 2002/95/EC and in accordance to WEEE 2002/96/EC


**RoHS**  
COMPLIANT

PRIMARY CHARACTERISTICS		
PARAMETER	VALUE	UNIT
$V_Z$ range nom.	2.4 to 6.2	V
Test current $I_{ZT}$	0.25	mA
$V_Z$ specification	Pulse current	
Int. construction	Single	

ORDERING INFORMATION			
DEVICE NAME	ORDERING CODE	TAPED UNITS PER REEL	MINIMUM ORDER QUANTITY
MMBZ4617-V to MMBZ4627-V	MMBZ4617-V to MMBZ4627-V-series-GS18	10 000 (8 mm tape on 13" reel)	10 000/box
MMBZ4617-V to MMBZ4627-V	MMBZ4617-V to MMBZ4627-V-series-GS08	3000 (8 mm tape on 7" reel)	15 000/box

PACKAGE				
PACKAGE NAME	WEIGHT	MOLDING COMPOUND FLAMMABILITY RATING	MOISTURE SENSITIVITY LEVEL	SOLDERING CONDITIONS
SOT-23	8.8 mg	UL 94 V-0	MSL level 1 (according J-STD-020)	260 °C/10 s at terminals

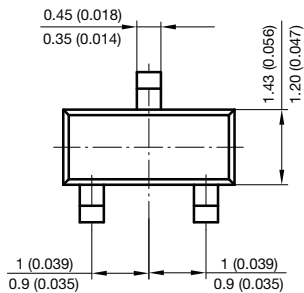
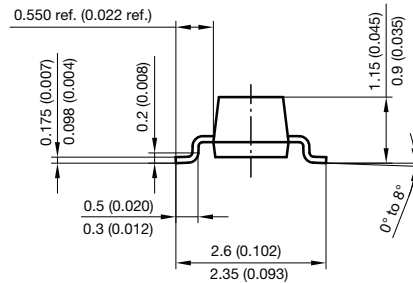
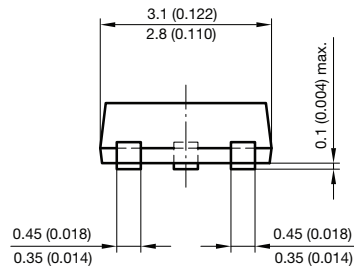
ABSOLUTE MAXIMUM RATINGS ( $T_{amb} = 25\text{ °C}$ , unless otherwise specified)				
PARAMETER	TEST CONDITION	SYMBOL	VALUE	UNIT
Power dissipation	On FR - 5 board using recommended solder pad layout	$P_{tot}$	350	mW
Forward voltage, maximum	$I_F = 200\text{ mA}$	$V_F$	1.1	V
Forward voltage, typical	$I_F = 200\text{ mA}$	$V_F$	0.97	V
Junction to ambient air	On FR - 5 board using recommended solder pad layout	$R_{thJA}$	420	°C/W
Junction temperature, maximum		$T_j$	150	°C
Storage temperature range		$T_{stg}$	- 55 to + 150	°C

<b>ELECTRICAL CHARACTERISTICS</b> ( $T_{amb} = 25\text{ }^{\circ}\text{C}$ , unless otherwise specified)										
PART NUMBER	MARKING CODE	ZENER VOLTAGE RANGE <sup>(1)</sup>			TEST CURRENT	REVERSE LEAKAGE CURRENT		DYNAMIC RESISTANCE	ZENER CURRENT	NOISE DENSITY
		$V_Z$ at $I_{ZT1}$			$I_{ZT1}$	$I_R$ at $V_R$		$Z_{ZT}$ at $I_{ZT1}$	$I_{ZM}$	$N_D$ at $I_{ZT1}$
		V			mA	$\mu\text{A}$	V	$\Omega$	mA	$\mu\text{V}/\sqrt{\text{Hz}}$
		MIN.	NOM.	MAX.		MAX.		MAX.	MAX.	MAX.
MMBZ4617-V	G17	2.280	2.4	2.520	0.25	2	1	1400	95	1
MMBZ4618-V	G18	2.565	2.7	2.835	0.25	1	1	1500	90	1
MMBZ4619-V	G19	2.850	3	3.150	0.25	0.8	1	1600	85	1
MMBZ4620-V	G20	3.135	3.3	3.465	0.25	7.5	1.5	1650	80	1
MMBZ4621-V	G21	3.420	3.6	3.780	0.25	7.5	2	1700	75	1
MMBZ4622-V	G22	3.705	3.9	4.095	0.25	5	2	1650	70	1
MMBZ4623-V	G23	4.085	4.3	4.515	0.25	4	2	1600	65	1
MMBZ4624-V	G24	4.465	4.7	4.935	0.25	10	3	1550	60	1
MMBZ4625-V	G25	4.845	5.1	5.355	0.25	10	3	1500	55	2
MMBZ4626-V	G26	5.320	5.6	5.880	0.25	10	4	1400	50	4
MMBZ4627-V	G27	5.890	6.2	6.510	0.25	10	5	1200	45	5

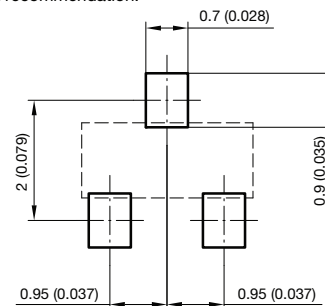
**Note**

(1)  $V_Z$  tested with 5 ms pulse

**PACKAGE DIMENSIONS** in millimeters (inches): **SOT-23**



Foot print recommendation:



Document no.: 6.541-5014.01-4

Rev. 8 - Date: 23.Sept.2009

17418



## Disclaimer

ALL PRODUCT, PRODUCT SPECIFICATIONS AND DATA ARE SUBJECT TO CHANGE WITHOUT NOTICE TO IMPROVE RELIABILITY, FUNCTION OR DESIGN OR OTHERWISE.

Vishay Intertechnology, Inc., its affiliates, agents, and employees, and all persons acting on its or their behalf (collectively, "Vishay"), disclaim any and all liability for any errors, inaccuracies or incompleteness contained in any datasheet or in any other disclosure relating to any product.

Vishay makes no warranty, representation or guarantee regarding the suitability of the products for any particular purpose or the continuing production of any product. To the maximum extent permitted by applicable law, Vishay disclaims (i) any and all liability arising out of the application or use of any product, (ii) any and all liability, including without limitation special, consequential or incidental damages, and (iii) any and all implied warranties, including warranties of fitness for particular purpose, non-infringement and merchantability.

Statements regarding the suitability of products for certain types of applications are based on Vishay's knowledge of typical requirements that are often placed on Vishay products in generic applications. Such statements are not binding statements about the suitability of products for a particular application. It is the customer's responsibility to validate that a particular product with the properties described in the product specification is suitable for use in a particular application. Parameters provided in datasheets and/or specifications may vary in different applications and performance may vary over time. All operating parameters, including typical parameters, must be validated for each customer application by the customer's technical experts. Product specifications do not expand or otherwise modify Vishay's terms and conditions of purchase, including but not limited to the warranty expressed therein.

Except as expressly indicated in writing, Vishay products are not designed for use in medical, life-saving, or life-sustaining applications or for any other application in which the failure of the Vishay product could result in personal injury or death. Customers using or selling Vishay products not expressly indicated for use in such applications do so at their own risk and agree to fully indemnify and hold Vishay and its distributors harmless from and against any and all claims, liabilities, expenses and damages arising or resulting in connection with such use or sale, including attorneys fees, even if such claim alleges that Vishay or its distributor was negligent regarding the design or manufacture of the part. Please contact authorized Vishay personnel to obtain written terms and conditions regarding products designed for such applications.

No license, express or implied, by estoppel or otherwise, to any intellectual property rights is granted by this document or by any conduct of Vishay. Product names and markings noted herein may be trademarks of their respective owners.

## Material Category Policy

**Vishay Intertechnology, Inc. hereby certifies that all its products that are identified as RoHS-Compliant fulfill the definitions and restrictions defined under Directive 2011/65/EU of The European Parliament and of the Council of June 8, 2011 on the restriction of the use of certain hazardous substances in electrical and electronic equipment (EEE) - recast, unless otherwise specified as non-compliant.**

**Please note that some Vishay documentation may still make reference to RoHS Directive 2002/95/EC. We confirm that all the products identified as being compliant to Directive 2002/95/EC conform to Directive 2011/65/EU.**