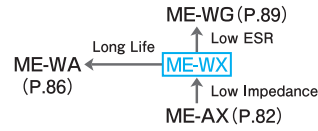


# ME-WX Series

Low Impedance  
High Ripple Current



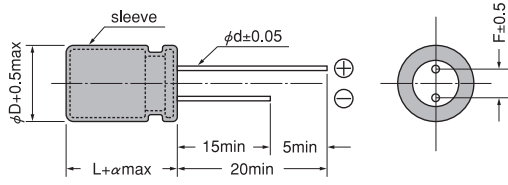
- 105°C, 2,000 to 5,000hours
- Non solvent proof



## Specifications

Items	Condition	Specifications						
Rated voltage (V)	—	6.3	10	16	25	35	50	
Surge voltage (V)	Room temperature	8.0	13	20	32	44	63	
Category temperature range (°C)	—	-40 to +105						
Capacitance tolerance (%)	120Hz/20°C	M : ±20						
Dissipation Factor (tanδ)	tanδ (max) 120Hz/20°C	0.22	0.19	0.16	0.14	0.12	0.10	
Leakage current (LC)	μA/after 2minutes (max)	Exceeding 1,000μF, +0.02 every 1,000μF						
Impedance ratio at low temperature	Based the value at 120Hz, +20°C	-25°C Z/Z <sub>20°C</sub>	2	2	2	2	2	2
		-40°C Z/Z <sub>20°C</sub>	3	3	3	3	3	3
Endurance	105°C rated voltage applied (With the rated ripple current)	Test	φ5 to φ6.3 : 2,000hours, φ8 : 3,000hours, φ10 : 4,000hours, φ12.5 to φ16 : 5,000hours					
		ΔC/C	Within ±25% of the initial value					
		tan δ	Less than 200% of the specified value					
		LC	Less than the specified value					

## Dimensions



α: L<20 α=1.5, L≥20 α=2.0

A pressure relief vent is provided for φD=6.3 or bigger

(Unit : mm)

φD	5	6.3	8	10	12.5	16
F	2.0	2.5	3.5	5.0	5.0	7.5
φd	0.5	0.5	0.6	0.6	0.6★	0.8

★φ12.5×30:φd=0.8

## Size, Impedance, Rated Ripple Current

V Items Case size φDxL(mm)	6.3			10		
	Capacitance (μF)	Impedance(Ωmax) (20°C/100kHz)	Rated ripple current(mArms) (105°C/100kHz)	Capacitance (μF)	Impedance(Ωmax) (20°C/100kHz)	Rated ripple current(mArms) (105°C/100kHz)
5×11	150	0.30	250	100	0.30	250
6.3×11	330	0.13	405	220	0.13	405
8×11.5	560	0.072	760	470	0.072	760
8×15	820	0.056	995	★1 680	0.056	995
ME-WX 8×20	★1 1200	0.041	1250	★1 1000	0.041	1250
ME-WA 10×12.5	1000	0.053	1030	680	0.053	1030
ME-WL 10×16	1200	0.038	1430	1000	0.038	1430
ME-WG 10×20	1500	0.023	1820	1200	0.023	1820
ME-FH 10×20	2200	0.023	1820	1500	0.023	1820
ME-PX 10×23	★3 2200	0.022	2150	★3 1500	0.022	2150
ME-HPC·HPD 12.5×20	3300	0.021	2360	2200	0.021	2360
ME-FC·FD 12.5×25	3900	0.018	2770	3300	0.018	2770
ME-SWN 12.5×30	4700	0.016	3290	3900	0.016	3290
ME-HWN 16×21	5600	0.018	3140	★2 3900	0.018	3140
16×25	6800	0.016	3460	5600	0.016	3460

★1 WXL ★2 WXS ★3 WXV

■ Size, Impedance, Rated Ripple Current


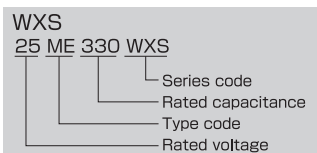
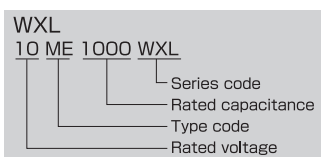
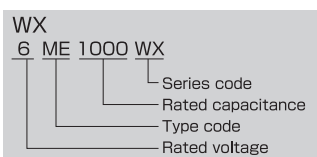
V Items Case size φDxL(mm)	16			25		
	Capacitance (μF)	Impedance(Qmax) (20°C/100kHz)	Rated ripple current(mArms) (105°C/100kHz)	Capacitance (μF)	Impedance(Qmax) (20°C/100kHz)	Rated ripple current(mArms) (105°C/100kHz)
5×11	56	0.30	250	47	0.30	250
6.3×11	120	0.13	405	100	0.13	405
8×11.5	330	0.072	760	220	0.072	760
8×15	★1 470	0.056	995	330	0.056	995
8×20	★1 680	0.041	1250	★1 470	0.041	1250
10×12.5	470	0.053	1030	★2 330	0.053	1030
10×16	680	0.038	1430	470	0.038	1430
10×20	1000	0.023	1820	680	0.023	1820
10×20	1200	0.023	1820	820	0.023	1820
10×23	★3 1200	0.022	2150	★3 820	0.022	2150
12.5×20	1500	0.021	2360	1000	0.021	2360
12.5×25	2200	0.018	2770	1500	0.018	2770
12.5×30	2700	0.016	3290	1800	0.016	3290
16×21	★2 2700	0.018	3140	★2 1800	0.018	3140
16×25	3900	0.016	3460	2700	0.016	3460

V Items Case size φDxL(mm)	35			50		
	Capacitance (μF)	Impedance(Qmax) (20°C/100kHz)	Rated ripple current(mArms) (105°C/100kHz)	Capacitance (μF)	Impedance(Qmax) (20°C/100kHz)	Rated ripple current(mArms) (105°C/100kHz)
5×11	33	0.30	250	22	0.34	238
6.3×11	56	0.13	405	47	0.14	385
8×12.5	★3 150	0.072	760	100	0.074	724
8×15	220	0.056	995	120	0.061	950
8×20	★1 270	0.041	1250	180	0.046	1190
10×12.5	★2 220	0.053	1030	150	0.061	979
10×16	330	0.038	1430	220	0.042	1370
10×20	470	0.023	1820	270	0.030	1580
10×23	★3 560	0.022	2150	330	0.028	1870
12.5×20	680	0.021	2360	470	0.027	2050
12.5×25	1000	0.018	2770	560	0.023	2410
12.5×30	1200	0.016	3290	680	0.021	2860
16×21	★2 1200	0.018	3140	820	0.023	2730
16×25	1800	0.016	3460	1000	0.021	3010

Please refer to page 15 for ripple current frequency coefficients.

★1 WXL ★2 WXS ★3 WXV

■ Part number



Aluminum Electrolytic  
Capacitors  
Radial  
Lead Type

- CE-BE
- CE-BD
- CE-BS
- CE-BSS
- CE-FE
- CE-LD
- CE-FSS
- CE-FS
- CE-FH
- CE-LH
- CE-AX
- CE-KX
- CE-GA
- CE-LS
- CE-ZX
- CE-ZC
- CE-LX
- CE-LL
- CE-LH(High Voltage)
- CE-PC
- CE-PH
- CE-PS
- CE-PF
- CE-TH
- CE-JX
- CE-NP
- CE-FN
- ME-SWB
- ME-UZ·SZ
- ME-UAX·SAX
- ME-SWG
- ME-HC
- ME-LS
- ME-CZ
- ME-CA
- ME-CX
- ME-AX
- ME-WX
- ME-WA
- ME-WL
- ME-WG
- ME-FX
- ME-FH
- ME-PX
- ME-HPC·HPD
- ME-FC·FD
- ME-SWN
- ME-HWN