



Data Sheet



Product Category: RF SAW Filter

Part Number	Package	Application	Last Modified
862-RF491.2M-B	3.0 x 3.0 SMD	CDMA450 (F-Band)	Jan. 01, 2007

TYPE :

CDMA450 (F-Band), Balanced RF-Rx SAW Filter



PART NUMBER :

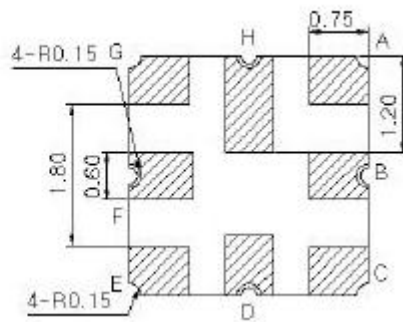
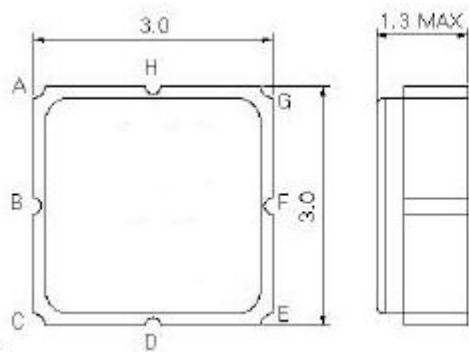
862-RF491.2M-B

OPERATING CONDITIONS / ELECTRICAL CHARACTERISTICS

PARAMETERS	Condition	Minimum	Typical	Maximum	Units
Center Frequency (Fo)	-	-	491.2	-	MHz
Maximum Insertion Loss	489.0~ 493.5 MHz	-	2.2	4.5	dB
Stop Band Attenuation:	0.3~ 479.0 MHz	40	50	-	dB
	479.0~ 483.5 MHz	35	49	-	
	515.0~ 800.0MHz	40	50	-	
	800.0~ 1200.0 MHz	40	55	-	
	1200.0~ 2000.0 MHz	35	50	-	
Source Impedance (single ended)*	-	-	50	-	ohm
Load Impedance (balanced ended)*	-	-	100	-	ohm
VSWR	489.0~ 493.5 MHz	-	1.7	2.4	-
Maximum Input Power	-	-	-	27	dBm
Operating Temperature	-	-30	-	+80	°C

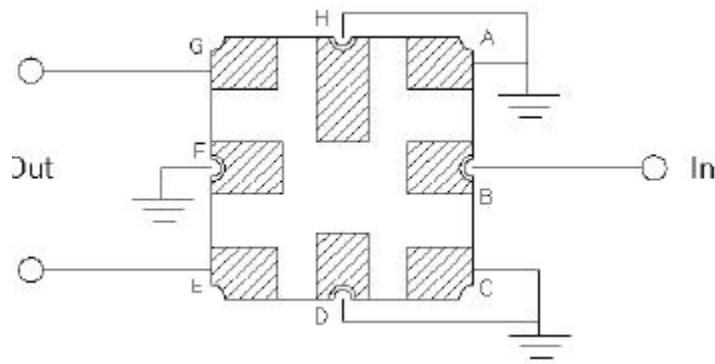
* No Matching Network

PACKAGE OUTLINE (mm)



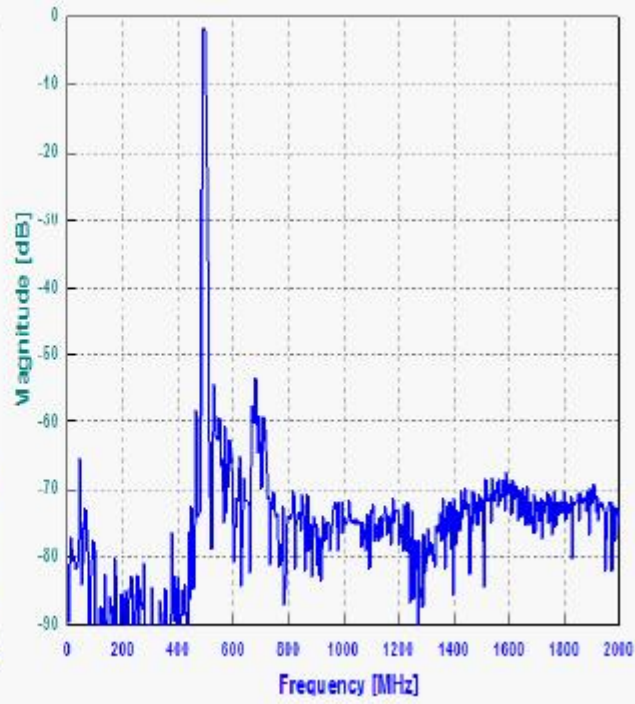
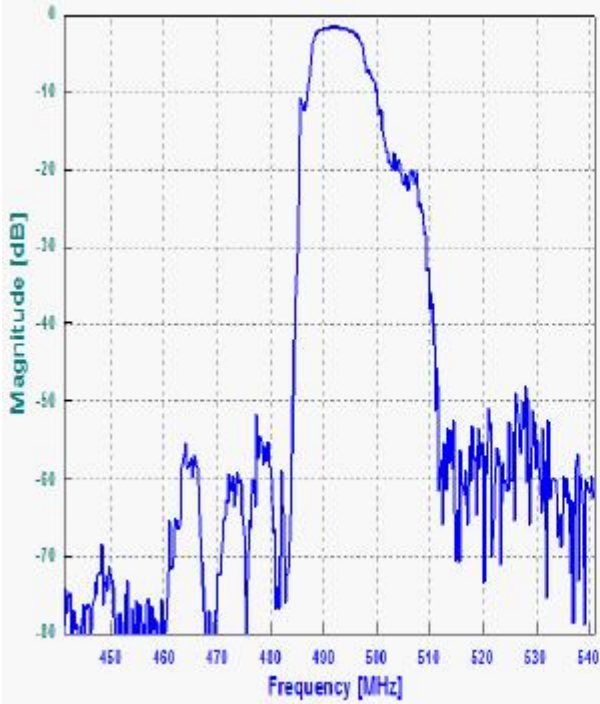
PIN LAYOUT	
A	Ground
B	In
C	Ground
D	Ground
E	Out
F	Ground
G	Out
H	Ground

TEST FIXTURE

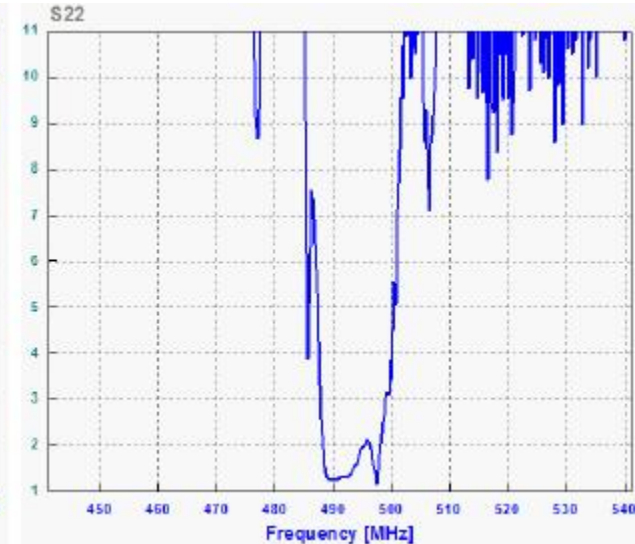
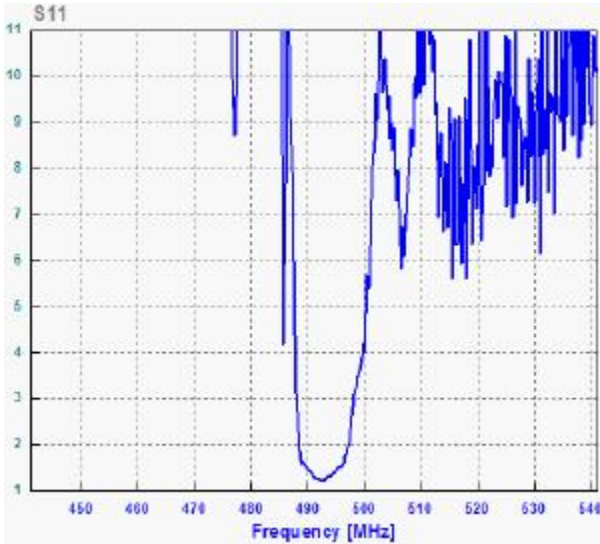


Load Impedance = 100 ohms
 Source Impedance = 50 ohms

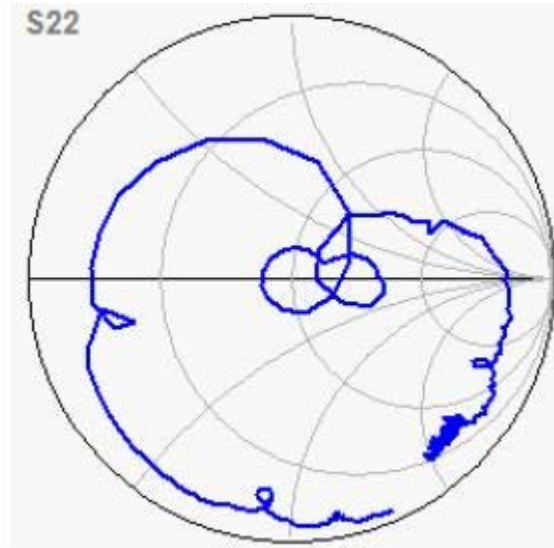
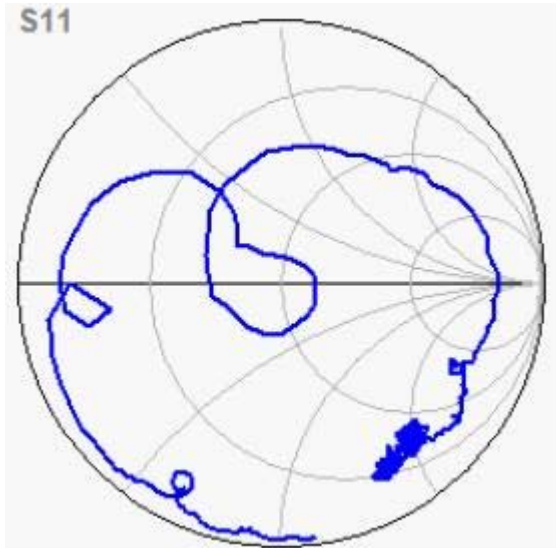
FREQUENCY RESPONSE



VSWR



SMITH CHART



Oscilent Corporation - CALL **949.252.0522**

18195 East McDermott Street , Building D , Irvine , CA 92614 , USA
Fax: 949.252.0599 , E-Mail: Sales@Oscilent.com

Part No.: 862-RF491.2M-B