

2SA1941

Transistor Silicon PNP Epitaxial Type

Power Amplifier Applications

FEATURES

- * High collector voltage: $V_{ce}=-140V(\text{min})$
- * Recommended for 70W high-fidelity audio
Frequency amplifier output
- * Complementary to 2SC5198



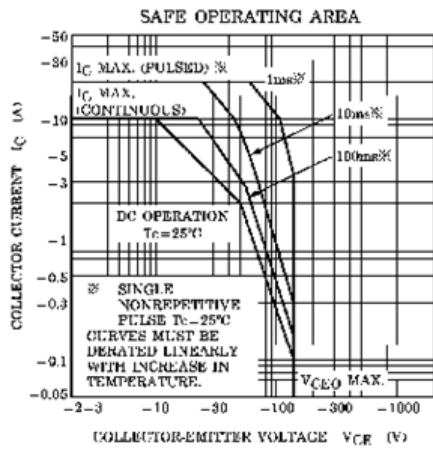

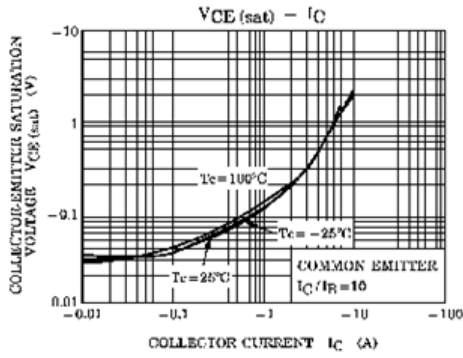
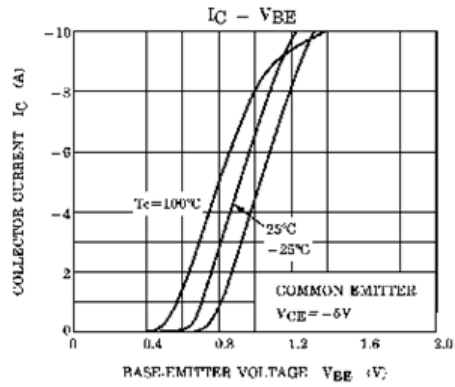
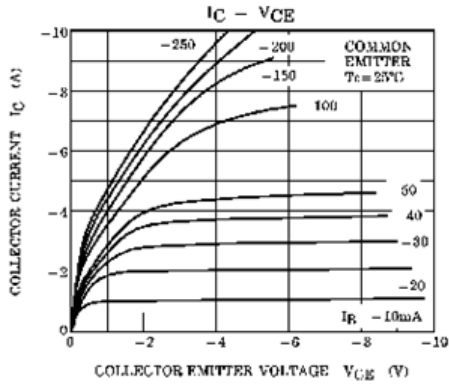
MAXIMUM RATINGS (Ta=25°C)

Parameter	Symbol	Rating	Unit
Collector-Base Voltage	V_{CBO}	-140	V
Collector-Emitter Voltage	V_{CEO}	-140	V
Emitter-Base Voltage	V_{EBO}	-5	V
Collector current	I_C	-10	A
Base current	I_B	-1	A
Collector Power Dissipation	P_C	100	W
Junction Temperature	T_J	150	°C
Collector-Base Voltage	T_{stg}	-55to+150	°C

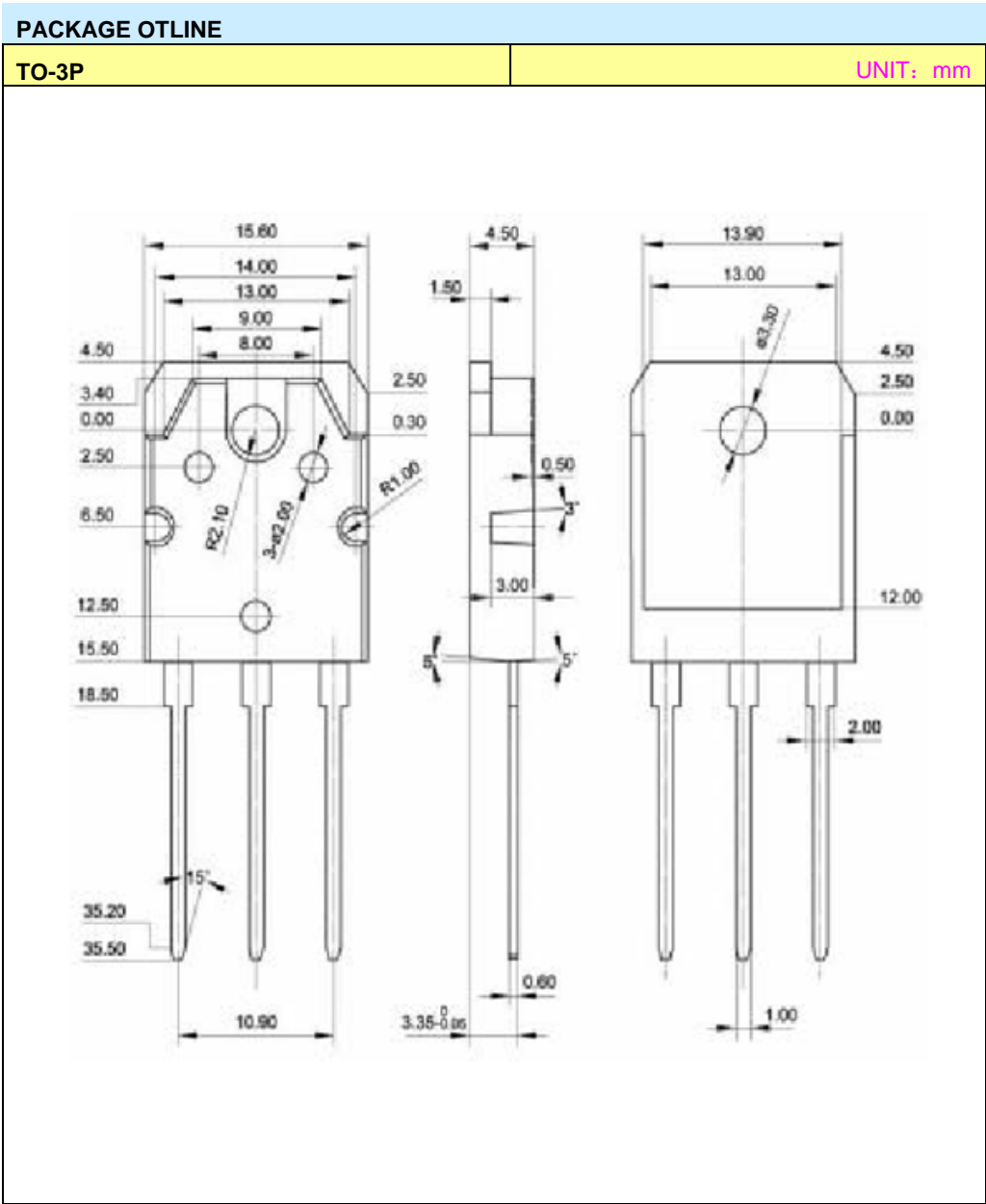
ELECTRICAL CHARACTERISTICS (Ta=25°C)

Characteristics	Symbol	Test conditions	Min	Typ	Max.	Unit
Collector Cut-off Current	I_{CBO}	$V_{cb}=-140V, I_e=0$			-5.0	μA
Emitter Cut-off Current	I_{EBO}	$V_{eb}=-5V, I_c=0$			-5.0	μA
Collector-Emitter Breakdown Voltage	V_{CEO}	$I_c=-50mA, I_b=0$	-140			V
DC Current Gain	h_{fe1}	$V_{ce}=-5V, I_c=-1.0A$	55		160	
	h_{fe2}	$V_{ce}=-5V, I_c=-5A$	35			
Saturation Voltage	Collector- Emitter	V_{CESAT}	$I_c=-7A, I_b=-0.7A$		-2.0	V
Base-Emitter Voltage	V_{be}	$V_{ce}=-5V, I_c=-5A$			-1.5	V
Transition Frequency	f_T	$V_{ce}=-5V, I_c=-1A$		30		MHZ
Collector Output Capacitance	C_{ob}	$V_{ce}=-10V, I_e=0, f=1MHZ$		320		pF

TYPICAL PERFORMANCE CHARACTERISTICS



2SA1941



ELECTROSTATIC DISCHARGE CAUTION



These devices have limited built-in ESD protection. The leads should be shorted together or the device placed in conductive foam during storage handling to prevent electrostatic damage to the device.

NOTICE

HANGZHOU YOUWANG ELECTRONICS CO.LTD assumes no responsibility for equipment failures that result from using products at values that exceed, even momentarily, rated values (such as maximum ratings, operating condition ranges, or other parameters) listed in products specifications of any and all HANGZHOU YOUWANG ELECTRONICS CO.LTD's products described or contained herein. HANGZHOU YOUWANG ELECTRONICS CO.LTD's products are not designed for use in life support appliances, devices or systems where malfunction of these products can be reasonably expected to result in personal injury. Reproduction in whole or in part is prohibited without the prior written consent of the copyright owner. The information presented in this document does not form part of any quotation or contract, is believed to be accurate and reliable and may be changed without notice.