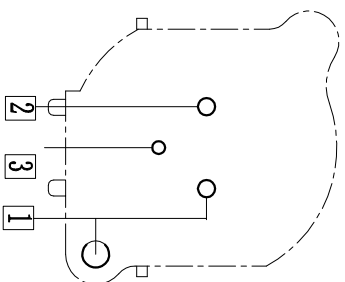
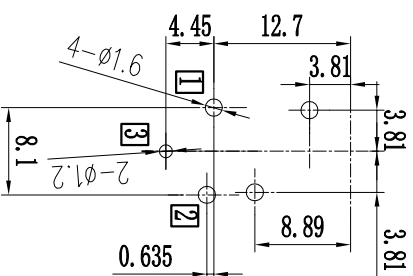


电原理图



元件面孔位图
从上下插



安装面板开孔尺寸
内侧尺寸

外形图

变更单号	版本	日期	内容描述	变更	审核	批准	未注公差
							±5°
							±0.45
							>10~30
							~10
							±0.25

设计	胡正特	日期	2017.4.18	产品型号	XLR-04W-1	
审核	高建	日期	2017.4.18	产品料号		
批准	管奎	日期	2017.4.18	页码	1 OF 1	A4
比例	2:1	单位	mm			

⑥	X313-0406+C	接地针	H62 t=0.5	1	铜锡	※
⑤	X3004W-41-11A1	左插针①	H62 t=0.5	1	金	※
④	X3004W-43-11A1	中插针③	H62 t=0.5	1	金	※
③	X3004W-42-11A1	右插针②	H62 t=0.5	1	金	※
②	X313-0407+Z	增力片	65MN(锰钢) t=0.4	1	黑色	※
①	X321-0401+H	底座	PA66	1	黑色	※

深圳金佳润电子科技有限公司
Shenzhen jinjiarun Electronic Technology Co., Ltd



1. Scope/适用范围

This specification applies to XLR jack which is used in the electronic products.
本规格书适用于电子产品上的 XLR 插座连接器。

2. Rated / 额定值

2-1. Practical temperature range: -30°C to $+80^{\circ}\text{C}$

适用温度范围: -30°C to $+80^{\circ}\text{C}$

Humidity range: 85% RH. MAX.

湿度范围: 85% RH. MAX.

2-2. Preservation temperature range: -10°C to $+40^{\circ}\text{C}$

保存温度范围: -10°C 至 $+40^{\circ}\text{C}$

Humidity range: 85% RH. MAX.

湿度范围: 85% RH. MAX.

With Out Acid Alkaline Or Other Corrosive Airs .The Storage Period Not Exceed 180 Days
周围空气无酸性、无碱性或无其它腐蚀性气体的库存, 储存期不超过180天。

2-3. Rated voltage and current (MAX.): 50V AC , 6A

最大额定电压和额定电流: 50V AC , 6A

2-4. Appearance : No scratches、soil、rust or discoloration on the surface.

外观: 表面无划伤、脏污、生锈或变色等现象。

3. Construction / 说明

3-1. Outline And Dimension / 外观和尺寸

The appearance and dimensions of the socket should match the attachment drawing.
插座的外观和尺寸应与附件图纸相符。

3-2. Part And Material 部件和材料

Parts and materials should be consistent with the material list specifications.
部件和材料应与材料清单规格一致。

4. Electrical efficiency / 电气特性

Item 项目	Property 特性	Test condition 测试条件	Performance 判定
4-1	Withstand Voltage 耐电压	Withstand AC 1500V (50/60Hz RMS) between two non-contact terminals for 1 minute 在两个不接触的端子之间, 能承受交流1500V (50/60Hz RMS)并持续1分钟。	No dielectric breakdown shall occur. 无击穿现象发生
4-2	Insulation Resistance 绝缘阻抗	Apply 500V DC between any contactless terminal and the other terminal, with an insulation gauge and last for 1 minute \pm 5 seconds. 在任何一个不接触的端子与另一个端子之间施加500V直流电, 用绝缘测量仪, 并能持续1分钟 \pm 5秒。	10000 M Ω Min. 最小 10000 兆欧



Item 项	Property 特性	Test condition 测试条件	Performance 判定
4-3	Contact Resistance 接触阻抗	Take a pair of matched terminals and measure the tail end of each terminal (voltage maximum 20mV, current maximum 100mA) 取一对匹配好的端子，测量各端子的尾端点 (电压最大 20mV，电流最大 100mA)。	30 mΩ MAX. 最大30毫欧

5. Mechanical Performance 机械特性

Item 项目	Property 特性	Test condition 测试条件	Performance 判定
5-1	Insertion and withdrawal forces 插入力与拔出力	Rate of insertion/withdrawal: 2 mm/s Mating of complete connectors without the effect of any latching or retaining device 插拔速度: 2mm/s 没有任何的锁定装置	Insertion: 35 N max. Withdrawal: 2 N min. 插入力最大值: 35N 拔出最小值: 2N
5-2	Terminal Strength 端子强度	Every terminal should be capable of withstand a force of 0.5 kgf for 10 seconds. 每个端子都应能承受 0.5 kgf 的力，并持续 10 秒。	There is no looseness, damage, etc., but the terminal deformation is acceptable. 无松脱、破损等现象，但是端子变形可以接受。

6. Durability / 耐久性能

Item 项目	Property 特性	Test condition 测试条件	Performance 判定
6	Life test 寿命试验	Under the condition of no load, rotate and then plug in, rotate and then pull out with a matching plug for 1000 times in total, at a frequency of 5 times per minute. 在没有负载的条件下，以每分钟 5 次的频率，均速，用相匹配的插头进行旋转插拔 1000 次	No obvious change in appearance, destruction. Contact resistance: less than 50 mΩ. 外观无明显改变,破坏。 接触电阻: 小于 50 毫欧



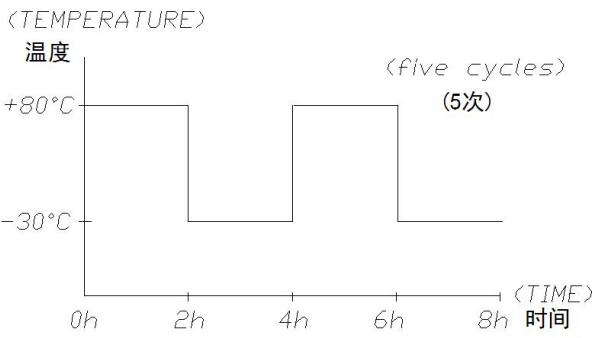
7. Solderability / 焊锡试验

Item 项目	Property 特性	Test condition 测试条件	Performance 判定
7-1	Resistance to soldering heat 耐焊性	The jack terminal should be dipped in solder under the condition as specified below: Temperature of solder: $260 \pm 3^{\circ}\text{C}$. Dip time: 5 ± 1 seconds. 端子浸入锡炉里, 按以下条件测试: 焊锡温度: $260^{\circ}\text{C} \pm 3^{\circ}\text{C}$. 浸入时间: 5 ± 1 秒.	After the test, the plastic base should not be deformed and the terminals should not fall off the plastic base. 试验后塑胶基座不应变形, 端子不从塑胶基座上脱落下来
7-2	Solderability 可焊性	Temperature of solder: $245 \pm 3^{\circ}\text{C}$. Time of dip: 3 ± 0.5 seconds. 焊锡温度: $245 \pm 3^{\circ}\text{C}$. 浸入时间: 3 ± 0.5 秒	Coating of solder area should be more than 95% 焊锡面积要求达到95%以上

8. Environment test / 环境试验

Item 项目	Property 特性	Test condition 测试条件	Performance 判定
8-1	Cold test 低温测试	Place the housing for 96 hours at a low temperature of $-30 \pm 3^{\circ}\text{C}$. Then, place it under standard atmospheric conditions for 1 hour and test. 在 $-30 \pm 3^{\circ}\text{C}$ 低温条件下将基座放置96小时, 再在标准大气条件下放置1小时, 然后再测试。	No obvious change in appearance Contact resistance: $50\text{ m}\Omega$ max. Insulation resistance: $500\text{ M}\Omega$ min. Withstand voltage: AC 1000V.
8-2	Heat test 高温测试	The housing should be stored at a temperature of $80 \pm 2^{\circ}\text{C}$ for 96 hours. Then it should be subjected to standard atmospheric conditions for 1 hour and test 在 $80 \pm 2^{\circ}\text{C}$ 高温条件下将基座放置96小时, 再在标准大气条件下放置1小时, 然后再测试。	外观没有明显的改变。 接触电阻: 小于 50 毫欧。 绝缘阻抗: 大于 500 兆欧。 耐电压: AC 1000V。



Item 项目	Property 特性	Test condition 测试条件	Performance 判定
8-3	Humidity test 耐湿试验	<p>The housing should be stored at a temperature of $40 \pm 3^{\circ}\text{C}$ with relative humidity of 90% ~ 95% for 96 h. Then it should be subjected to standard atmospheric conditions for 1 hour and test</p> <p>在温度为 $40 \pm 3^{\circ}\text{C}$，相对湿度为 90%~95% 条件下，将基座放置 96 小时，再在标准大气条件下放置 1 小时，然后再测试。</p>	<p>No obvious change in appearance</p> <p>Contact resistance: $50\text{m}\Omega$ max.</p> <p>Insulation resistance: $500\text{M}\Omega$ min. Withstand voltage: AC 1000V.</p> <p>外观没有明显的改变。</p> <p>接触电阻：小于 50 毫欧。</p> <p>绝缘阻抗：大于 500 兆欧。</p>
8-4	Temperature Cycling 温度循环	<p>Place the Jack under the conditions shown below and then place it in the stand at room temperature for 30 minutes.</p> <p>将插座放置于如下所示条件下进行试验，然后在室温条件下放置 30 分钟。</p>  <p>The graph shows a square wave temperature profile. The y-axis is labeled 'TEMPERATURE' and '温度', with values $+80^{\circ}\text{C}$ and -30°C. The x-axis is labeled '(TIME)' and '时间', with values 0h, 2h, 4h, 6h, and 8h. The profile consists of five cycles, each with a 2-hour dwell at $+80^{\circ}\text{C}$ followed by a 2-hour dwell at -30°C. The text '(five cycles) (5次)' is placed above the graph.</p>	<p>耐电压： AC 1000V.</p>
8-5	Salt spray test 盐雾测试	<p>Temperature: $35 \pm 2^{\circ}\text{C}$ Solution: $5 \pm 1\%$ Spray time: 24hours Wash and dry it at room temperature after the experiment.</p> <p>温度 $35 \pm 2^{\circ}\text{C}$ 盐水浓度 $5 \pm 1\%$ 盐雾时间 24 小时。实验后常温水洗，室温干燥。</p>	<p>No obvious rust in the appearance.</p> <p>外观没有明显的生锈现象。</p>



SPECIFICATION 规格书

Model Type:
类型型号:

XLR JACK

9. Test condition / 测试条件

Unless otherwise specified, the test and measurement temperature is between 15 ° C and 35 ° C, the relative humidity is between 25% and 85%, and the atmospheric pressure is between 86 kPa and 106 kPa.

However, when any doubts arise on the judgment value under the above condition, the test and measurement are carried out at 20±1 ° C, the relative humidity is 63% to 67%, and the air pressure is performed at 86 kPa to 106 kPa.

除非另有指定, 否则测试和测量温度在 15 ° C~35 ° C, 相对湿度在 25%~85%, 气压在 86kPa~106kPa 条件下进行。

当在这个条件下判定出现疑问时, 测试和测量在 20±1 ° C, 相对湿度 63%~67%, 气压在 86kPa~106kPa 条件下进行。

10. Amendment / 变更修正

When it is necessary to amend the specifications, it should be negotiated and agreed by the manufacturer and the customer before proceeding.

当有必要对规格书进行变更修正时, 应该在制造商和客户共同商议及同意后才可以进行。

11. Standard dimension of gauge plug / 标准插头

