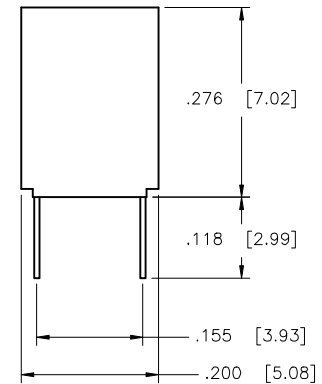
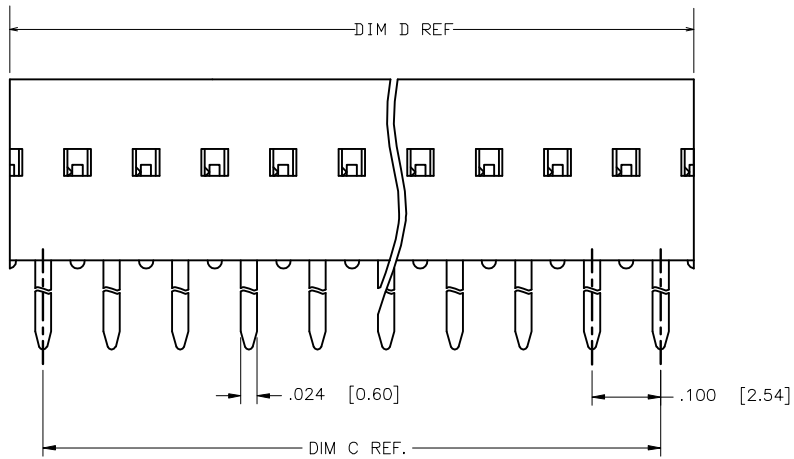
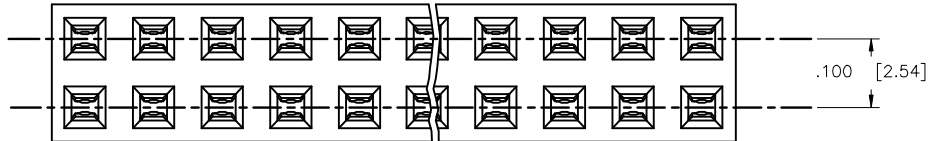


**PRODUCT NUMBER**

SEE TABLE  
68682 - XXX - LF

- LEAD FREE OPTION
- PACKAGING OPTION. OMIT IF NOT REQUIRED
- NO OF POSITIONS PER ROW
- PLATING CODE
- BASE PART NUMBER



Copyright FCI

mat'l. code		surface		tolerance		projection		product family	
-		ISO 1302		ISO 406 ISO 1101				DUBOX	
tolerances unless otherwise specified									
l/r	ecn no	dr	date	angles	linear	INCH/MM		title	
K	V10122	GIP	01/07/02					DUBOX DBL. ROW DBL. ENTRY	
L	V11677	GIP	01/22/02					VERT. CARD CONN. ASS'Y.	
M	V03-0309	HTB	04/28/03	0°±2'		scale 4:1		dwg no	
N	V05-0463	DPU	06/28/05	dr	S. RAMP	02/25/91		sheet 1 of 3 size	
P	M06-0433	MN	06/17/06	eng	M. HAHN	02/25/91		68682 A3	
R	M09-0124	MHT	7/24/09	chr	M. HAHN	02/25/91		type	
S	M09-0124	MHT	9/07/09	appd	M. HAHN	02/25/91		Product Customer Drawing	
sheet	revision	S	S	S					
index	sheet	1	2	3					

form A3

PRODUCT NO NOTE 8	PLATING CONTACT AREA MIN NOTE 11	PLATING SOLDER TAIL
68682-2XX	15u"/.38u Au OR GXT OVER 50u"/1.27 Ni	100u"/160u" SN 2.54u"/4.06u"
68682-3XX	30u"/.76u Au OR GXT OVER 50u"/1.27 Ni	100u"/160u" SN 2.54u"/4.06u"
68682-4XX	100u"/160u" SN 2.54u"/4.06u"	100u"/160u" SN 2.54u"/4.06u"
68682-5XX	50u"/1.27u Au OVER 50u"/1.27 Ni	100u"/160u" SN 2.54u"/4.06u"
68682-6XX	30u"/.76u Au OR GXT OVER 50u"/1.27 Ni	100u"/160u" SN 2.54u"/4.06u"
68682-8XX	30u"/.76u Au OVER 50u"/1.27 Ni	100u"/160u" SN 2.54u"/4.06u"

OBSOLETE  
OBSOLETE

NOTES:

- 1 MATERIAL TERMINAL: PHOSPHOR BRONZE.
- 2 RECOMMENDED APPLICATION DATA:
  - A. RECOMMENDED HOLE PATTERN IS SHOWN IN FIGURE A.
  - B. ALL MATING PINS TO BE .025/.64 SQUARE ON TRUE CENTER OF GIVEN TERMINAL SPACINGS WITHIN .015/.38 DIA
  - C. SUGGESTED MATING PIN LENGTH .210±.020/5.33±.51
  - D. TERMINALS CAN ONLY BE USED FOR PC BOARD WITH NON PLATED THROUGH HOLES.
  - E. RECOMMENDED PC BOARD THICKNESS: .062/1.58
- ③ MATERIAL HOUSING: PPS FILLED. COLOR BLACK, FLAME RETARDANT PER UL-94V-0.  
PART WILL WITHSTAND EXPOSURE TO 260° C PEAK TEMPERATURE FOR 20 SEONDS IN WAVE SOLDER,INFRA-RED OR VAPOR PHASE SOLDER PROCESS.
- ④ FCI, FCI FINAL PART NUMBER AND DATE CODE TO BE MARKED ON TUBE LABEL.
- ⑤ PREPLATED, STAMPED TERMINALS.
- ⑥ PART NUMBER WITH SUFFIX "U" IS FOR SAWING PURPOSES ONLY.
7. STANDARD TUBE PACKAGE PER BUS-14-097/3.
- ⑧ ADD LF SUFFIX AT THE END OF PART NUMBER FOR LEAD FREE OPTION.
9. THIS PRODUCT MEETS EUROPEAN UNION DIRECTIVES AND OTHER COUNTRY REGULATION AS DESCRIBED IN GS-22-008.
- ⑩ "THIS PRODUCT HAS 100% TIN PLATING IN THE INTERFACE AND HAS NOT BEEN TESTED FOR WHISKER GROWTH IN ALL INTERCONNECT ENVIRONMENTS".
- ⑪ PLATING OPTIONS:  
MAY BE EITHER GOLD OR GXT PLATED AT MANUFACTURER'S OPTION.

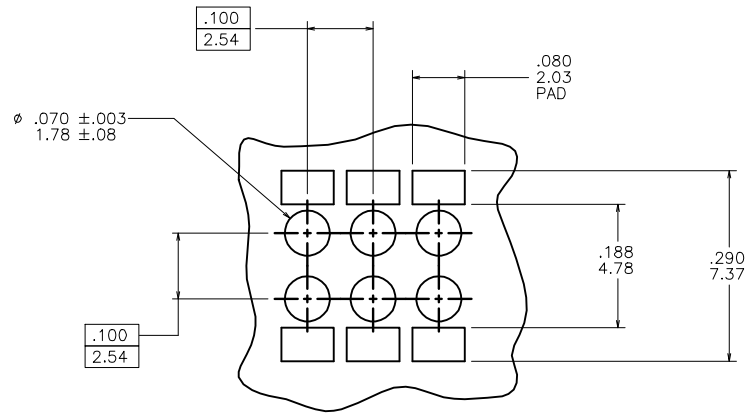


FIGURE A

mat'l. code		surface ISO 1502		tolerance ISO 406 ISO 1101		projection		product family DUBOX	
lir	ecn no	dr	date	tolerances unless otherwise specified		INCH/MM		file	
S				angles	linear	.XX±.01/XX±0.3 XXX±.005/XXX±0.13		DUBOX DBL. ROW DBL. ENTRY VERT. CARD CONN. ASS'Y.	
				0°±2'		XXX±.0020/XXX±0.051		dwg no 68682	
				dr	S. RAMP	02/25/91		sheet 2 of 3 size A3	
				engr	M. HAHN	02/25/91		type Product Customer Drawing	
				chr	M. HAHN	02/25/91			
				appd	M. HAHN	02/25/91			
sheet	revision								
index	sheet								

PRODUCT NO	NO. OF POSITION	DIM C	DIM D	LF OPTION
68682-Y02	2 X 2	.100/2.54	.217/5.51	NOTE 8
-Y03	2 X 3	.200/5.08	.317/8.05	
-Y04	2 X 4	.300/7.62	.417/10.59	
-Y05	2 X 5	.400/10.16	.517/13.13	
-Y06	2 X 6	.500/12.70	.617/15.67	
-Y07	2 X 7	.600/15.24	.717/18.21	
-Y08	2 X 8	.700/17.78	.817/20.75	
-Y09	2 X 9	.800/20.32	.917/23.29	
-Y10	2 X 10	.900/22.86	1.017/25.83	
-Y11	2 X 11	1.000/25.40	1.117/28.37	
-Y12	2 X 12	1.100/27.94	1.217/30.91	
-Y13	2 X 13	1.200/30.48	1.317/33.45	
-Y14	2 X 14	1.300/33.02	1.417/35.99	
-Y15	2 X 15	1.400/35.56	1.517/38.53	
-Y16	2 X 16	1.500/38.10	1.617/41.07	
-Y17	2 X 17	1.600/40.64	1.717/43.61	
-Y18	2 X 18	1.700/43.18	1.817/46.15	
-Y19	2 X 19	1.800/45.72	1.917/48.69	
-Y20	2 X 20	1.900/48.26	2.017/51.23	
-Y21	2 X 21	2.000/50.80	2.117/53.77	
-Y22	2 X 22	2.100/53.34	2.217/56.31	
-Y23	2 X 23	2.200/55.88	2.317/58.85	
-Y24	2 X 24	2.300/58.42	2.417/61.39	
-Y25	2 X 25	2.400/60.96	2.517/63.93	
-Y26	2 X 26	2.500/63.50	2.617/66.47	
-Y27	2 X 27	2.600/66.04	2.717/69.01	
-Y28	2 X 28	2.700/68.58	2.817/71.55	
-Y29	2 X 29	2.800/71.12	2.917/74.09	
-Y30	2 X 30	2.900/73.66	3.017/76.63	
-Y31	2 X 31	3.000/76.20	3.117/79.17	
-Y32	2 X 32	3.100/78.74	3.217/81.71	
-Y33	2 X 33	3.200/81.28	3.317/84.25	
-Y34	2 X 34	3.300/83.82	3.417/86.79	
68682-Y35	2 X 35	3.400/86.36	3.517/89.33	

PRODUCT NO	NO. OF POSITION	DIM C	DIM D	LF OPTION
68682-Y36	2 X 36	3.500/88.90	3.617/91.87	NOTE 8
-Y37	2 X 37	3.600/91.44	3.717/94.41	
-Y38	2 X 38	3.700/93.98	3.817/96.95	
-Y39	2 X 39	3.800/96.52	3.917/99.49	
-Y40	2 X 40	3.900/99.06	4.017/102.03	
-Y41	2 X 41	4.000/101.60	4.117/104.57	
-Y42	2 X 42	4.100/104.14	4.217/107.11	
-Y43	2 X 43	4.200/106.68	4.317/109.65	
-Y44	2 X 44	4.300/109.22	4.417/112.19	
-Y45	2 X 45	4.400/111.76	4.517/114.73	
-Y46	2 X 46	4.500/114.30	4.617/117.27	
-Y47	2 X 47	4.600/116.84	4.717/119.81	
-Y48	2 X 48	4.700/119.38	4.817/122.35	
-Y49	2 X 49	4.800/121.92	4.917/124.89	
68682-Y50	2 X 50	4.900/124.46	5.017/127.43	
68682-Y50U	2 X 50	4.900/124.46	5.017/127.43	

SEE NOTE 6



FCconnect.com

Copyright FCJ

mat'l. code		surface ISO 1302		tolerance ISO 406 ISO 1101		projection		product family DUBOX	
lir	ecn no	dr	date	tolerances unless otherwise specified		INCH/MM		title	
S				angles	linear	XXXX.01/XXXX.03		DUBOX DBL. ROW DBL. ENTRY	
				0°±2'		XXXX.005/XXXX.013		VERT. CARD CONN. ASS'Y.	
						XXXX.0020/XXXX.0051		scale 4:1	
				dr	S. RAMP	02/25/91		dwg no	
				engr	M. HAHN	02/25/91		sheet 3 of 3 size	
				chr	M. HAHN	02/25/91		68682 A3	
				appd	M. HAHN	02/25/91		type Product Customer Drawing	
sheet	revision								
index	sheet								