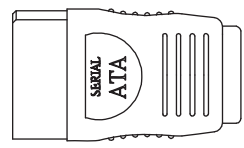
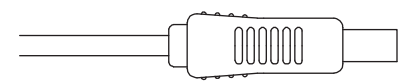
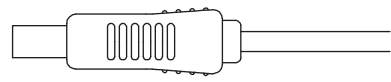


P1

P2



Pin Assignment	
P1	P2
1 — GND —	1
2 —	2
3 —	3
4 — GND —	4
5 —	5
6 —	6
7 — GND —	7

**Material:**

- Cable: UL2725 [26AWG(1/0.404)\*2+D(1/0.32)\*2+AL]\*2F
  - OD 2.2\*7.8MM
  - Jacket Red (RD-16#)
- P1 & P2 Connectors: Serial ATA 7-pin/Female Crimp Type
  - Pin 15μ"
  - Insulator Black
- Jacket: PVC 45P, Black
- Unplug/Plug cycles is 50 times

**Electrical:**

- 100% Open, Short, MisWire Test
- Contact Resistance: 1Ω Min.
- Insulation Resistance: 10MΩ Min.
- Hi-Pot 300V DC/0.1 Sec

Unit: MM±0.25MM

Scale	1:1					Name		Item No.
TOLERANCE				Drawn	12.29.11	Chappell		
X.X	±0.40			Approved				Title Serial ATA (SATA) Connection Cable - 0.30 Meter
X.XX	±0.25							
X.XXX	±0.15							
Angle	±3°							Drawing No.
								rev00
		Modification	Date					

