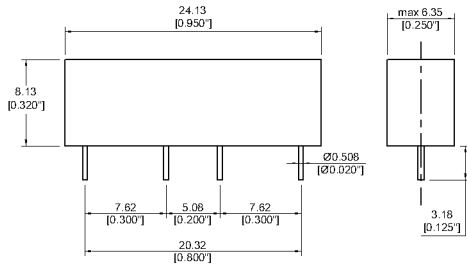


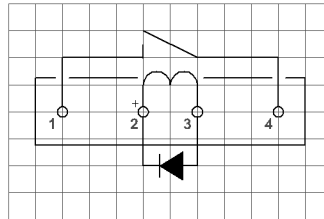
DIMENSIONS (mm)

Unspecified Tolerances +/- 0.25mm

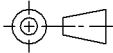
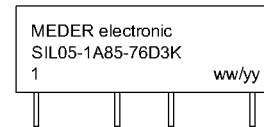


LAYOUT 76D

Top View / Grid: 2.54mm (0.100")



MARKING



Coil Data at 20 °C	Conditions	Min	Typ	Max	Unit
Coil resistance		200	220	240	Ohm
Coil voltage			5		VDC
Rated power			114		mW
Pull-In voltage				3	VDC
Drop-Out voltage		0,5			VDC

Contact Data 85	Conditions	Min	Typ	Max	Unit
Contact rating	Any DC combination of V & A not to exceed their individual max.'s			100	W
Switching voltage	DC or Peak AC			1.000	V
Switching current	DC or Peak AC			1	A
Pulsed carry current	DC or Peak AC 5ms after coil excitation for 50ms max.			3	A
Carry current	DC or Peak AC 100% Duty Cycle			2,5	A
Contact resistance static	Measured with 40% overdrive			150	mOhm
Insulation resistance	RH <45 %, 100 V test voltage	10			GOhm
Breakdown voltage (40-50 AT)	according to IEC 255-5	3			kV DC
Operate time incl. bounce	measured with 40% overdrive			1,1	ms
Release time	measured with no coil excitation			0,1	ms
Capacitance	@ 10 kHz across open switch		0,2		pF

Special Product Data	Conditions	Min	Typ	Max	Unit
Dielectric Strength Coil/Contact	according to IEC 255-5	3			kV DC
Housing material			Nylon 6/6		
Sealing compound			Polyurethan		
Connection pins			FeNi-alloy tin plated		

Environmental data	Conditions	Min	Typ	Max	Unit
Shock	1/2 sine wave duration 11ms			50	g
Vibration	from 10 - 2000 Hz			20	g
Operating temperature		-20		70	°C
Storage temperature		-20		90	°C
Soldering temperature	wave soldering max. 5 sec.			260	°C
Washability			fully sealed		