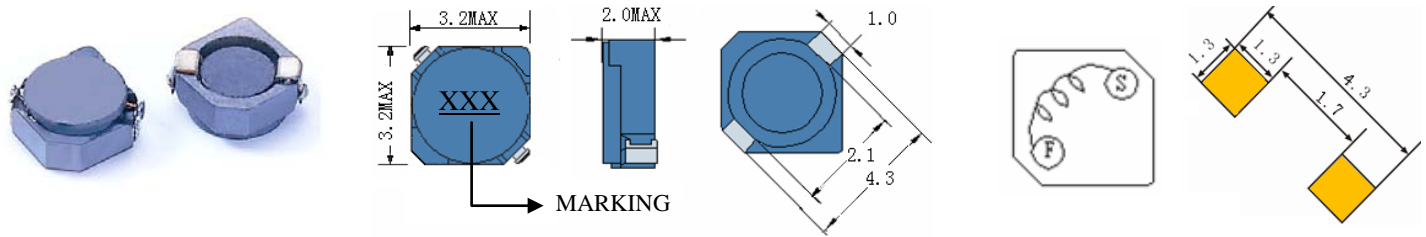


# SCRH2D18

## SMD POWER INDUCTORS

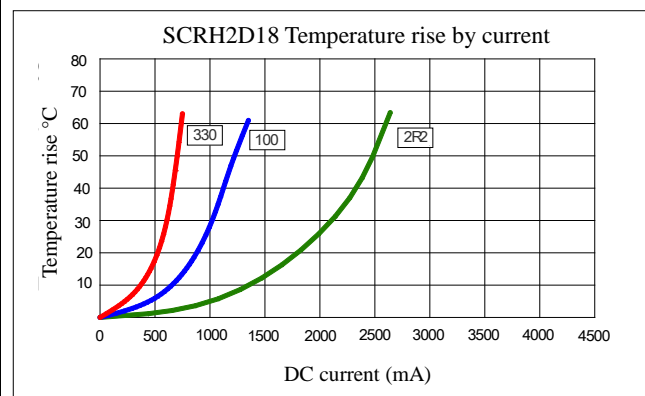
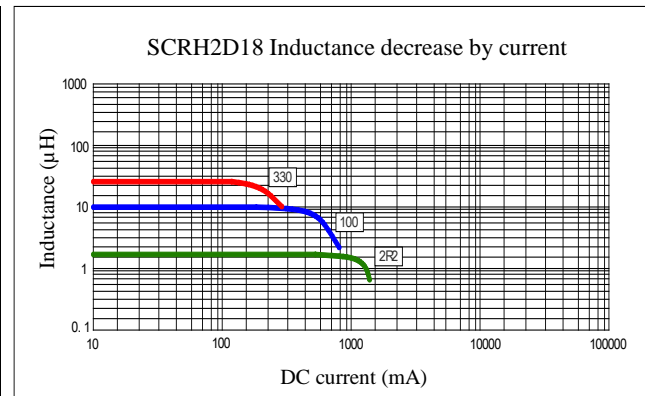


- Features
  1. Magnetically shielded construction
  2. Excellent Power Density
  3. Engineered to Provide High Efficiency



## ELECTRICAL CHARACTERISTICS

Part Number	Inductance (uH) <sup>(1)</sup>	Test Frequency	DC Resistance (Ω MAX) <sup>(2)</sup>	Saturation Current <sup>(3)</sup> (A)	Temperature Current <sup>(4)</sup> (A)
SCRH2D18-2R2	2.2	100KHZ	43m	0.85	2.00
SCRH2D18-3R3	3.3	100KHZ	60m	0.73	1.80
SCRH2D18-4R7	4.7	100KHZ	85m	0.55	1.44
SCRH2D18-6R8	6.8	100KHZ	123m	0.50	1.29
SCRH2D18-100	10	100KHZ	201m	0.37	1.03
SCRH2D18-150	15	100KHZ	266m	0.34	0.92
SCRH2D18-220	22	100KHZ	382m	0.26	0.73
SCRH2D18-330	33	100KHZ	620m	0.21	0.58



- (1). Inductance tolerance ±30% tested at 0.25V, 0ADC and 25°C
- (2). DCR measured at 25°C.
- (3). The DC current at which the inductance decreases by 35% from its initial value.
- (4). The DC current that results in a 40°C temperature rise from 25°C ambient.

Click here for [QUANTITY PER REEL & PACKING INFORMATION](#)

Custom versions available upon request.

© 2019 Signal Transformer – Specification subject to change without notice. 12.19