



Technical Data Sheet

5mm Infrared LED , T-1 3/4

IR8353-14C

Features

- High reliability
- High radiant intensity
- Peak wavelength $\lambda_p=940\text{nm}$
- 2.54mm Lead spacing
- Low forward voltage
- Pb free
- The product itself will remain within RoHS compliant version.



Descriptions

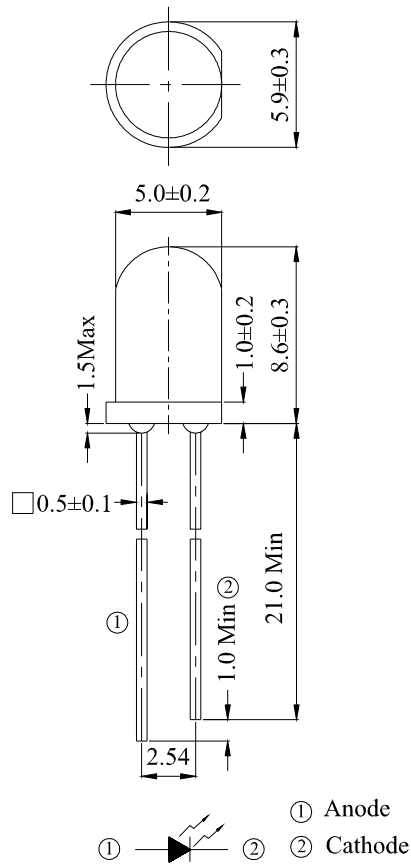
- EVERLIGHT'S Infrared Emitting Diode(IR8353-14C) is a high intensity diode , molded in a water clear plastic package.
- The device is spectrally matched with phototransistor , photodiode and infrared receiver module.

Applications

- Free air transmission system
- Infrared remote control units with high power requirement
- Smoke detector
- Infrared applied system

Device Selection Guide

LED Part No.	Chip	Lens Color
	Material	
IR	AlGaAs/GaAs	Water clear

Package Dimensions


- Notes:** 1.All dimensions are in millimeters
2.Tolerances unless dimensions $\pm 0.25\text{mm}$

Absolute Maximum Ratings (Ta=25)

Parameter	Symbol	Rating	Units
Continuous Forward Current	I_F	100	mA
Peak Forward Current *1	I_{FP}	1.0	A
Reverse Voltage	V_R	5	V
Operating Temperature	T_{opr}	-40 ~ +85	
Storage Temperature	T_{stg}	-40 ~ +100	
Soldering Temperature *2	T_{sol}	260	
Power Dissipation at(or below) 25 Free Air Temperature	P_d	150	mW

- Notes:** *1: I_{FP} Conditions--Pulse Width 100 μ s and Duty 1%.
*2:Soldering time 10 seconds.

Electro-Optical Characteristics (Ta=25)

Parameter	Symbol	Condition	Min.	Typ.	Max.	Units
Radiant Intensity	I _e	I _F =20mA	7.8	11	--	mW/sr
		I _F =100mA Pulse Width 100 μ s ,Duty 1%	--	50	--	
Peak Wavelength	λ _p	I _F =20mA	--	940	--	nm
Spectral Bandwidth		I _F =20mA	--	50	--	nm
Forward Voltage	V _F	I _F =20mA	--	1.20	1.30	V
		I _F =100mA Pulse Width 100 μ s ,Duty 1%	--	1.45	1.80	
		I _F =1A Pulse Width 100 μ s ,Duty 1%.	--	2.70	3.60	
Reverse Current	I _R	V _R =5V	--	--	10	μ A
View Angle	2θ _{1/2}	I _F =20mA	27	--	43	deg

Rank

 Condition : I_F=20mA

Unit : mW/sr

Bin Number	M	N
Min	7.80	11.0
Max	12.50	17.6

Typical Electro-Optical Characteristics Curves

Fig.1 Forward Current vs. Ambient Temperature

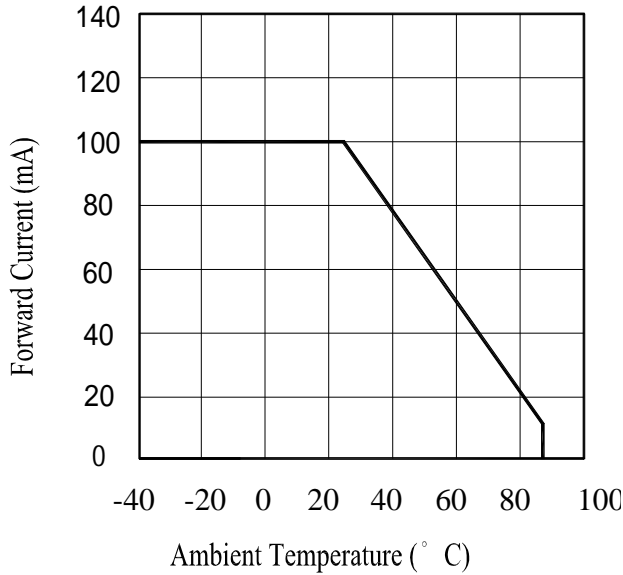


Fig.2 Spectral Distribution

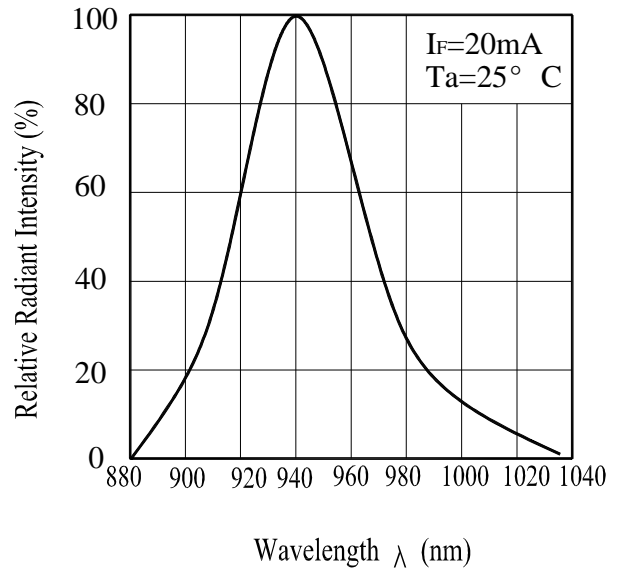


Fig.3 Peak Emission Wavelength vs. Ambient Temperature

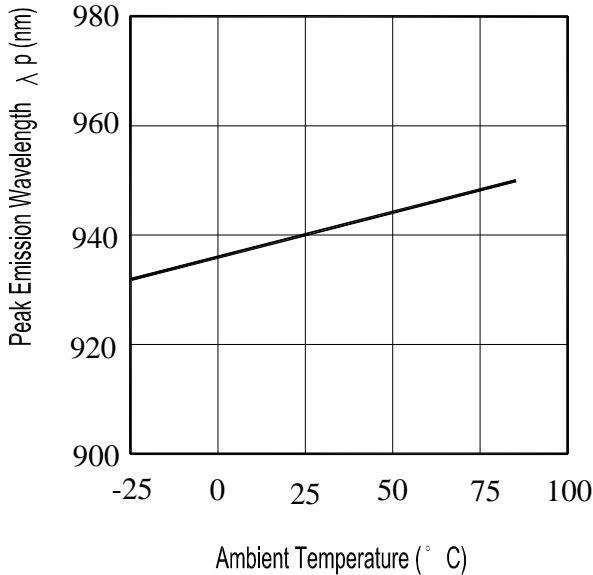
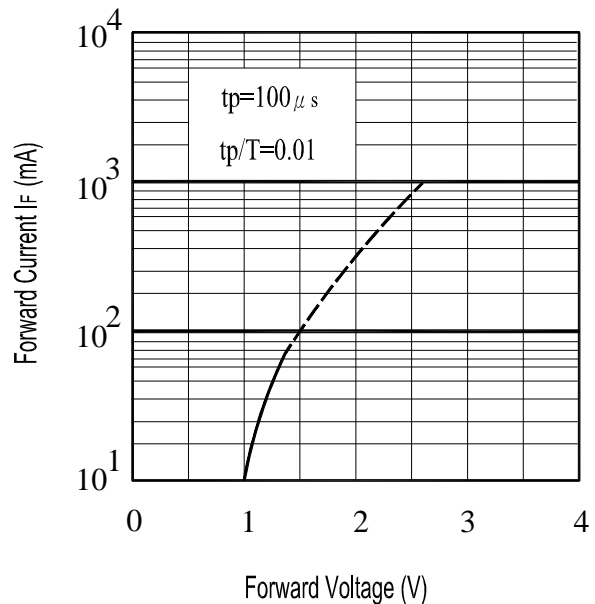
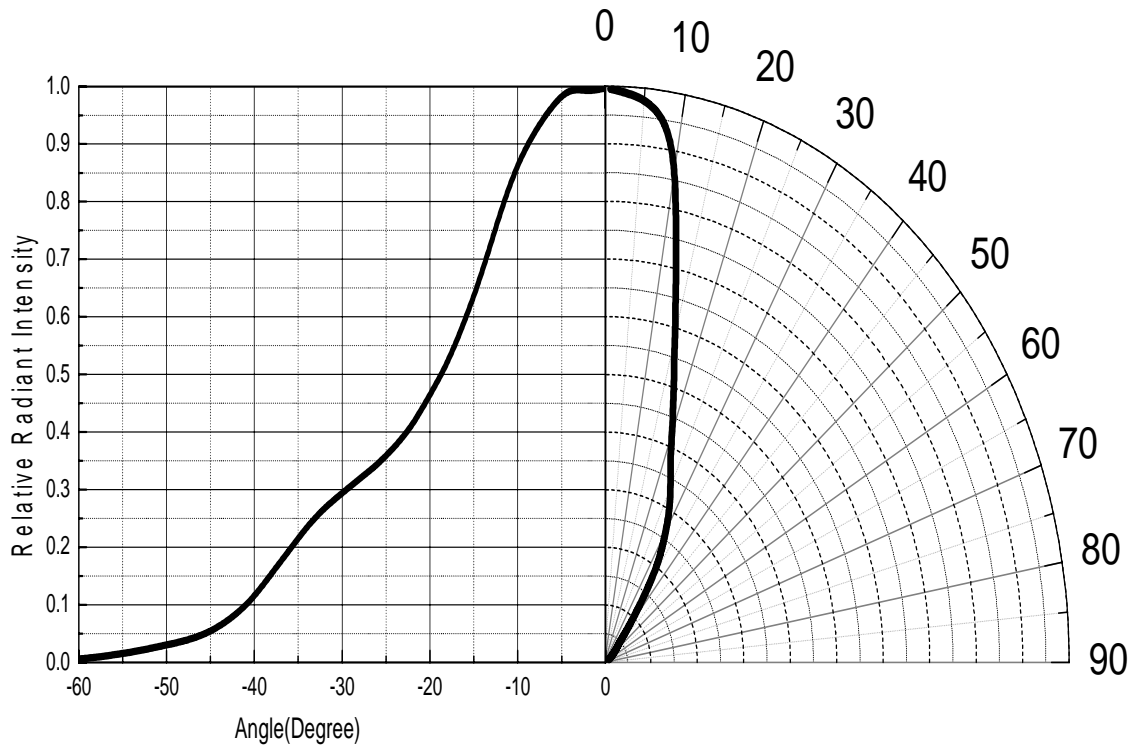


Fig.4 Forward Current vs. Forward Voltage



Typical Electro-Optical Characteristics Curves

Fig.5 Relative Radiant Intensity vs. Angular Displacement



Reliability Test Item And Condition

The reliability of products shall be satisfied with items listed below.

Confidence level : 90%

LTPD : 10%


NO.	Item	Test Conditions	Test Hours/ Cycles	Sample Sizes	Failure Judgement Criteria	Ac/Re
1	Solder Heat	TEMP. : 260 ±5	10secs	22pcs	$I_R \quad U \times 2$ $I_e \quad L \times 0.8$ $V_F \quad U \times 1.2$ U : Upper Specification Limit L : Lower Specification Limit	0/1
2	Temperature Cycle	H : +100 15mins ↑ 5mins ↓ L : -40 15mins	300Cycles	22pcs		0/1
3	Thermal Shock	H : +100 5mins ↑ 10secs ↓ L : -10 5mins	300Cycles	22pcs		0/1
4	High Temperature Storage	TEMP. : +100	1000hrs	22pcs		0/1
5	Low Temperature Storage	TEMP. : -40	1000hrs	22pcs		0/1
6	DC Operating Life	$I_F=20mA$	1000hrs	22pcs		0/1

Packing Quantity Specification

1.500PCS/1Bag , 5Bags/1Box

2.10Boxes/1Carton

Label Form Specification



The diagram shows a rectangular label with the following layout:

- Top center: **EVERLIGHT** in a box.
- Left side, top: CPN:
- Left side, middle: P/N:
- Center: A large barcode.
- Right side, middle: **RoHS** in a box.
- Center, below barcode: **IR8353-14C**
- Left side, bottom: QTY:
- Center, below QTY: A smaller barcode.
- Right side, bottom: CAT:
- Left side, bottom: LOT NO:
- Center, below LOT NO: A smaller barcode.
- Right side, bottom: HUE:
- Bottom center: REF:
- Bottom center: **MADE IN TAIWAN**

CPN: Customer's Production Number

P/N : Production Number

QTY: Packing Quantity

CAT: Ranks

HUE: Peak Wavelength

REF: Reference

LOT No: Lot Number

MADE IN TAIWAN: Production Place

Notes

1. Above specification may be changed without notice. EVERLIGHT will reserve authority on material change for above specification.
2. When using this product, please observe the absolute maximum ratings and the instructions for using outlined in these specification sheets. EVERLIGHT assumes no responsibility for any damage resulting from use of the product which does not comply with the absolute maximum ratings and the instructions included in these specification sheets.
3. These specification sheets include materials protected under copyright of EVERLIGHT corporation. Please don't reproduce or cause anyone to reproduce them without EVERLIGHT's consent.

EVERLIGHT ELECTRONICS CO., LTD.

Office: No 25, Lane 76, Sec 3, Chung Yang Rd,
Tucheng, Taipei 236, Taiwan, R.O.C

Tel: 886-2-2267-2000, 2267-9936

Fax: 886-2267-6244, 2267-6189, 2267-6306

<http://www.everlight.com>