


# UB Series

Miniature Silicone Coated Power Resistors



- High Power Rating in a Small Package
- Excellent Pulse Handling
- High Temperature: -55°C to +250°C
- Resistances from 0.02 to 260kOhms
- Power Rating 1 to 15Watts
- Resistance Tolerances to  $\pm 0.01\%$
- Low TCR:  $\pm 20\text{ppm/K}$  Standard
- MIL-R-26 / MIL-R-39007 Power Ratings
- Non-Inductive Windings Available

## SPECIFICATIONS

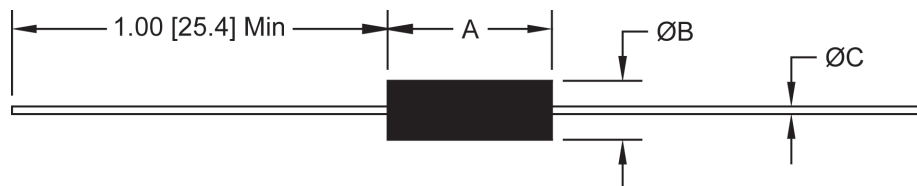
Type	Wattage Rating ( Watts )	Maximum Ohms <sup>2</sup>	Dimensions			Maximum Working Voltage	MIL-R-26 / MIL-R-39007 Style
			A $\pm 0.062''$ [ $\pm 1.6\text{mm}$ ]	B <sup>3</sup> $\pm 0.031''$ [ $\pm 0.8\text{mm}$ ]	C <sup>1</sup> $\pm 0.002''$ [ $\pm 0.05\text{mm}$ ]		
UB-1	1	3.4k	0.250 [6.4]	0.085 [2.2]	<b>0.020 [0.5]</b> 0.025 [0.6]	33	RW-81 RWR-81
UB-2	1.5	7.5k	0.312 [7.9]	0.078 [2.0]	<b>0.020 [0.5]</b> 0.025 [0.6]	42	RWR-82
UB-3	2	10k	0.406 [10.3]	0.094 [2.4]	<b>0.025 [0.6]</b> 0.020 [0.5]	80	RW-80 RWR-80
UB-3C	3	12.5k	0.350 [8.9]	0.156 [4.0]	0.032 [0.8]	135	
UB-5	4	25k	0.560 [14.2]	0.187 [4.7]	0.032 [0.8]	162	
UB-5C	5	32k	0.500 [12.7]	0.218 [5.5]	0.040 [1.0]	194	
UB-6	6	50k	0.625 [15.9]	0.250 [6.4]	0.040 [1.0]	258	
UB-10	7	95k	0.875 [22.2]	0.312 [7.9]	0.040 [1.0]	425	RW-84
UB-12	10	150k	1.220 [31.0]	0.312 [7.9]	0.040 [1.0]	607	
UB-15	15	260k	1.780 [45.2]	0.375 [9.5]	0.040 [1.0]	1050	

<sup>1</sup> Lead Diameter: 18 AWG = 0.040" / 20 AWG = 0.032" / 22 AWG = 0.025" / 24 AWG = 0.020"

Where more than one lead is listed / the top value is Standard


<sup>2</sup> For non-inductive windings / divide maximum resistance by 2

<sup>3</sup> For non-inductive winding where  $R \leq 0.10$  Ohms, Tolerance is +0.063/-0.00 [ $\pm 1.6/-0.0$  mm]



# UB Series

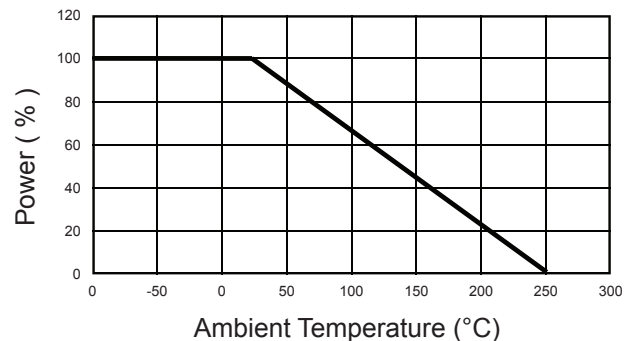
Silicone Coated Power Resistors



## SPECIFICATIONS (continued)

Specification	Value
Tolerances	±0.01% to ±10% ( 1% Standard )
Temperature Coefficient	>10Ω : ±20ppm/K 1Ω to 10Ω : ±50ppm/K <1Ω : Call Factory
Temperature Range	-55°C to +250°C
Dielectric Strength	500 VAC : UB-1 / UB-2 / UB-3 1000 VAC : All Others
Construction	Centerless ground ceramic core Matte Tin over Copper High temperature / trivalent / inorganic Silicone coating All welded terminations
Environmental Performance (MIL-STD 202)	$\Delta R$
Dielectric	±0.2% + 0.05Ω
Load Life	To ±1% Depending on Size and Resistance Value
Storage	±0.2% + 0.05Ω
Moisture Resistance	±0.2% + 0.05Ω
Thermal Shock	±0.2% + 0.05Ω
5X Overload ( 5s )	±0.2% + 0.05Ω
Shock	±0.1% + 0.05Ω
Vibration	±0.1% + 0.05Ω

Power Derating Curve



## Ordering Information

For Non-Inductive Windings / insert the letter "N" ( i.e. UBN-5 )

Part Description: Part Type - Resistance - Tolerance - TCR ( If not standard )

Example: UB-3 10 Ohm 1%