

3 POLE LED DRIVER & BALLAST PROTECTION MODULE

DESCRIPTION

The PBSP-20K Series are designed to be used in conjunction with LED drivers, electric fluorescent and HID ballasts to provide an additional level of protection against power line disturbances in industrial and commercial applications.

FEATURES

- Meets ANSI C136.2 / IEEE C62.41.2 Location Category C High Exposure
- IP66 Waterproof and Dustproof
- Compliance to UL1449 Type 4 Component Assembly
- Compliance to IEC 61643-11 Class II / EN61643-11 Type 2
- Compliance to CE Class I & II Installation
- Compact Form Factor With Mounting Tabs
- UL Approved: E475235
- Protects Line to Neutral, Line to Ground and Neutral to Ground in Accordance with IEEE/ANSI C62.41.2 Guidelines
- Surge Current 20,000 Amps @ 8/20 μ s Waveform
- High Temperature Flameproof Plastic Enclosure
- Maximum Temperature Rating of 85°C
- Pulse Rating @ 8/20 μ s (No. of Strikes @ I):
 - 1 @ 20,000A
 - 2 @ 13,000A
 - 10 @ 6,000A
 - 1000 @ 3,000A

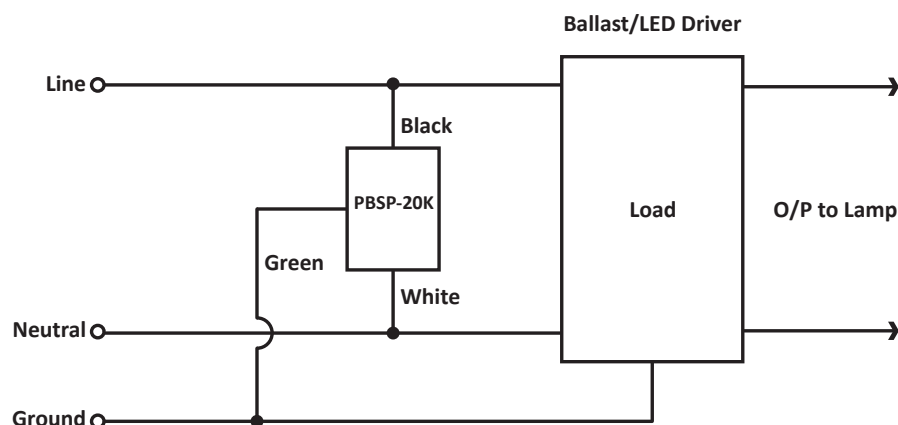
APPLICATIONS

- LED Drivers
- Universal Voltage Ballast

MECHANICAL CHARACTERISTICS

- High Temperature Flameproof Plastic Enclosure
- Maximum Temperature Raing of 85°C (Surface)
- Approximate Weight: 116 grams
- Flammability Rating UL 94V-0
- Marking: Logo, Part Number, Device Information

APPLICATION



TYPICAL DEVICE CHARACTERISTICS
MAXIMUM RATINGS @ 25°C Unless Otherwise Specified

PARAMETER	SYMBOL	VALUE	UNITS
Peak Pulse Current (tp = 8/20µs)	I_{PP}	20,000	Amps
Operating Temperature	T_L	-40 to 85	°C
Storage Temperature	T_{STG}	-40 to 85	°C

ELECTRICAL CHARACTERISTICS PER LINE @ 25°C Unless Otherwise Specified

PART NUMBER	RATED STAND-OFF VOLTAGE V_{WM} VOLTS AC	ENERGY @2ms W_V 1 X PULSE JOULES	MAXIMUM PEAK PULSE CURRENT (8/20µs) I_{PP} AMPS	MAXIMUM CLAMPING VOLTAGE (Fig. 1) @ $I_p = 100A$ V_C VOLTS	TYPICAL CAPACITANCE @0V, 1MHz C pF
PBSP-120-20K	120	550	20000	650	3000
PBSP-220-20K	220	880	20000	1350	1500
PBSP-240-20K	240	920	20000	1355	1480
PBSP-277-20K	277	1100	20000	1500	1400

TYPICAL DEVICE CHARACTERISTICS

FIGURE 1
PULSE WAVE FORM

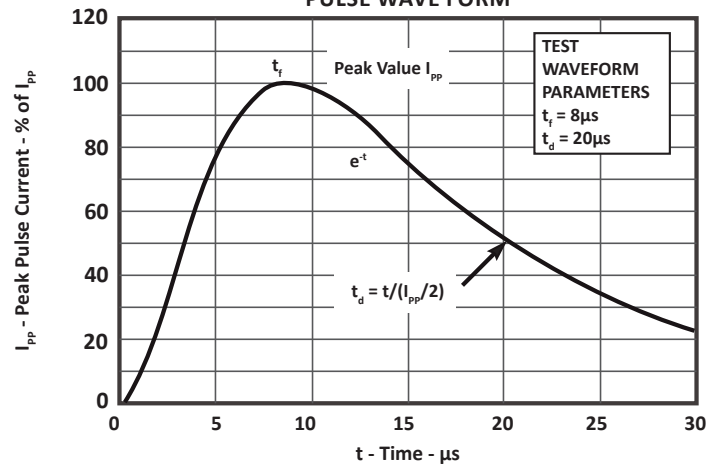
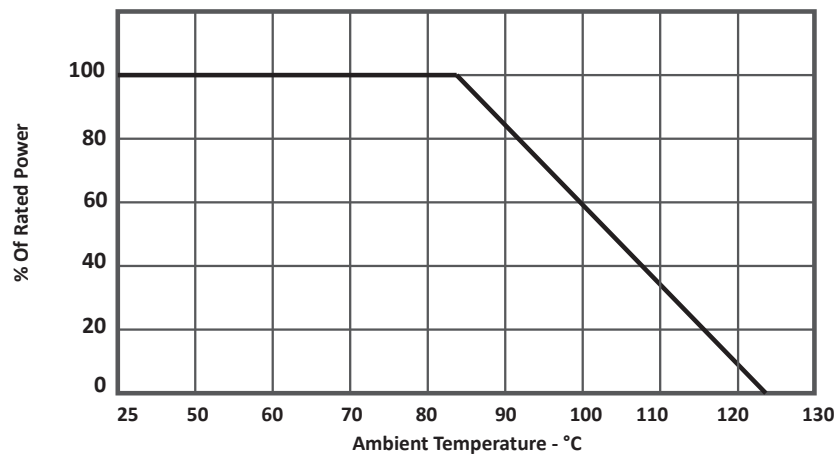
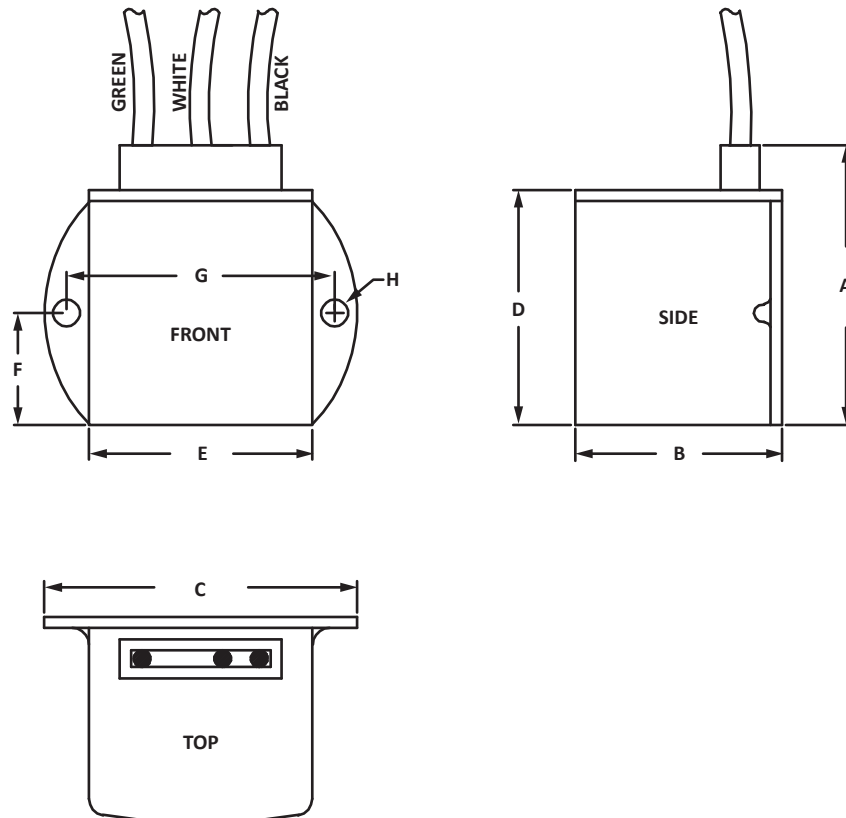


FIGURE 2
POWER DERATING CURVE



PACKAGE INFORMATION
SOLDER PAD OUTLINE DIMENSIONS

DIM	INCHES		MILIMETERS	
	MIN	MAX	MIN	MAX
A	1.95	1.99	49.5	50.5
B	1.44	1.48	36.5	37.5
C	2.18	2.22	55.5	56.5
D	1.63	1.67	41.5	42.5
E	1.55	1.59	39.5	40.5
F	0.77	0.81	19.5	20.5
G	1.87	1.91	47.5	48.5
H	0.19	0.21	4.8	5.2



COMPANY INFORMATION

COMPANY PROFILE

In business more than 20 years, ProTek Devices™ is a privately held semiconductor company. The company offers a product line of overvoltage protection and overcurrent protection components. These include transient voltage suppressor array (TVS arrays) avalanche breakdown diode, steering diode TVS array and electronics SMD chip fuses. These components deliver circuit protection in electronic systems from numerous overvoltage and overcurrent events. They include lightning; electrostatic discharge (ESD); nuclear electromagnetic pulses (NEMP); inductive switching; and electromagnetic interference (EMI) / radio frequency interference (RFI). ProTek Devices also offers high performance interface and linear products. They include analog switches; multiplexers; LED drivers; LED wafer die for ESD protection; audio control ICs; RF and related high frequency products.

CONTACT US

Corporate Headquarters

2929 South Fair Lane
Tempe, Arizona 85282
USA

By Telephone

General: 602-431-8101
Sales: & Marketing: 602-414-5109
Customer Service: 602-414-5114
Product Technical Support: 602-414-5107

By Fax

General: 602-431-2288

By E-mail:

Asia Sales: asiasales@protekdevices.com
Europe Sales: europesales@protekdevices.com
U.S. Sales: ussales@protekdevices.com
Distributor Sales: distysales@protekdevices.com
Customer Service: service@protekdevices.com
Technical Support: support@protekdevices.com

ProTek Devices (Asia Pacific) Pte. Ltd.

8 Ubi Road 2, #06-19
Zervex
Singapore - 408538
Tel: +65-67488312
Fax: +65-67488313

Web

www.protekdevices.com

COPYRIGHT © ProTek Devices 2012 - This literature is subject to all applicable copyright laws and is not for resale in any manner.

SPECIFICATIONS: ProTek reserves the right to change the electrical and or mechanical characteristics described herein without notice.

DESIGN CHANGES: ProTek reserves the right to discontinue product lines without notice and that the final judgement concerning selection and specifications is the buyer's and that in furnishing engineering and technical assistance. ProTek assumes no responsibility with respect to the selection or specifications of such products. ProTek makes no warranty, representation or guarantee regarding the suitability of its products for any particular purpose, nor does ProTek assume any liability arising out of the application or use of any product or circuit and specifically disclaims any and all liability without limitation special, consequential or incidental damages.

LIFE SUPPORT POLICY: ProTek Devices products are not authorized for use in life support systems without written consent from the factory.