

Part Number: PSC12-11GWA

GREEN

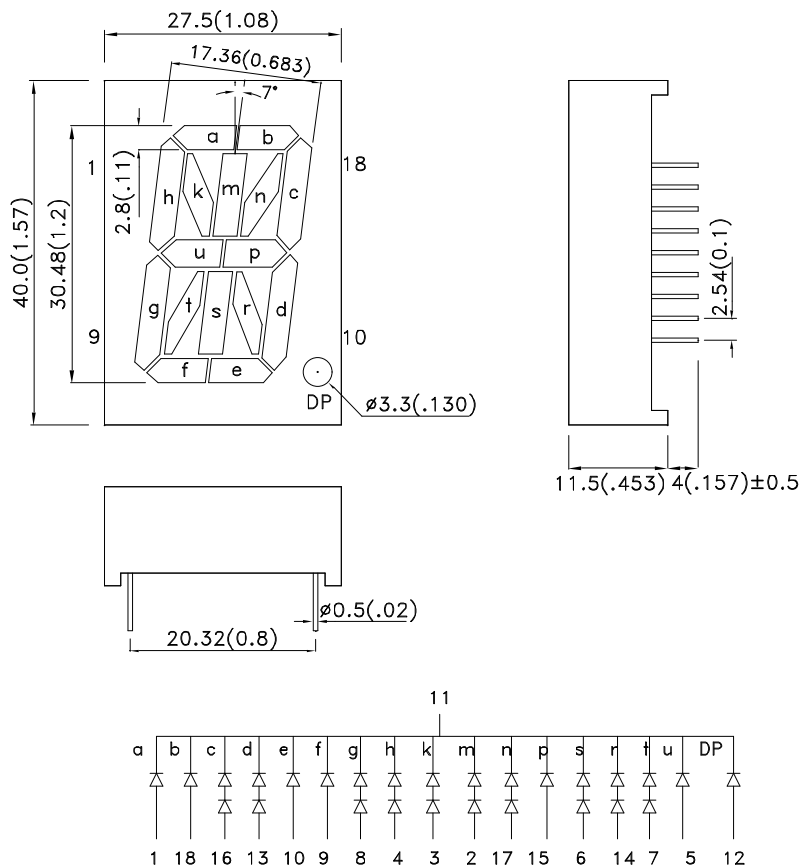
### Features

- 1.2 INCH CHARACTER HEIGHT .
- LOW CURRENT OPERATION.
- HIGH CONTRAST AND LIGHT OUTPUT.
- EASY MOUNTING ON P.C. BOARDS OR SOCKETS.
- CATEGORIZED FOR LUMINOUS INTENSITY.
- MECHANICALLY RUGGED.
- STANDARD:GRAY FACE, WHITE SEGMENT.
- RoHS COMPLIANT.

### Description

The Green source color devices are made with Gallium Phosphide Green Light Emitting Diode.

### Package Dimensions & Internal Circuit Diagram



**Notes:**

1. All dimensions are in millimeters (inches), Tolerance is  $\pm 0.25 (0.01)$  unless otherwise noted.
2. Specifications are subject to change without notice.



## Selection Guide

Part No.	Dice	Lens Type	Iv (ucd) [1] @ 10mA		Description
			Min.	Typ.	
PSC12-11GWA	GREEN (GaP)	WHITE DIFFUSED	3000	12000	Common Cathode, Rt. Hand Decimal

Note:

1. Luminous Intensity/ Luminous Flux: +/-15%.

## Electrical / Optical Characteristics at TA=25°C

Symbol	Parameter	Device	Typ.	Max.	Units	Test Conditions
$\lambda_{peak}$	Peak Wavelength	Green	565		nm	IF=20mA
$\lambda D[1]$	Dominant Wavelength	Green	568		nm	IF=20mA
$\Delta\lambda 1/2$	Spectral Line Half-width	Green	30		nm	IF=20mA
C	Capacitance	Green	15		pF	VF=0V;f=1MHz
VF[2]	Forward Voltage	c,d,g,h,k,m,n,s,r,t	4.4	5.0	V	IF=20mA
		a,b,e,f,p,u and DP	2.2	2.5		
IR	Reverse Current	c,d,g,h,k,m,n,s,r,t		10	uA	VR = 10V
		a,b,e,f,p,u and DP		10		VR = 5V

Notes:

1. Wavelength: +/-1nm.

2. Forward Voltage: +/-0.1V.

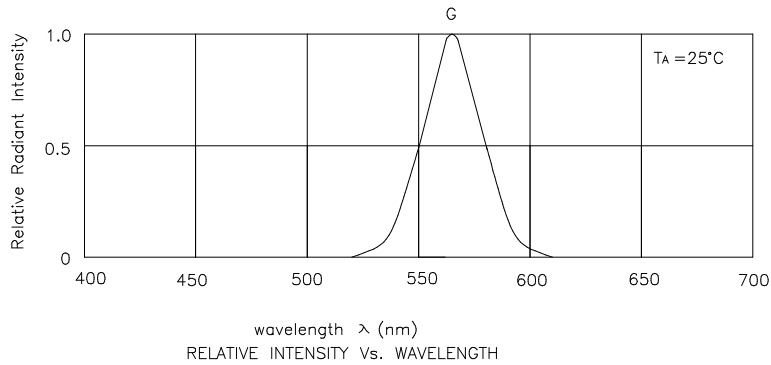
## Absolute Maximum Ratings at TA=25°C

Parameter	Green	Units
Power dissipation	c,d,g,h,k,m,n,s,r,t	125
	a,b,e,f,p,u and DP	62.5
DC Forward Current	c,d,g,h,k,m,n,s,r,t	25
	a,b,e,f,p,u and DP	
Peak Forward Current [1]	c,d,g,h,k,m,n,s,r,t	140
	a,b,e,f,p,u and DP	
Reverse Voltage	c,d,g,h,k,m,n,s,r,t	10
	a,b,e,f,p,u and DP	5
Operating/Storage Temperature	-40°C To +85°C	
Lead Solder Temperature [2]	260°C For 3-5 Seconds	

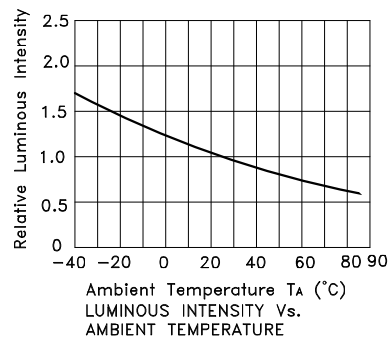
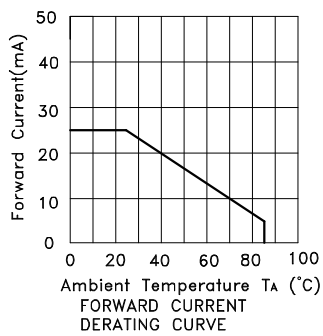
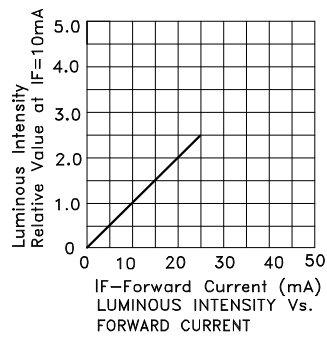
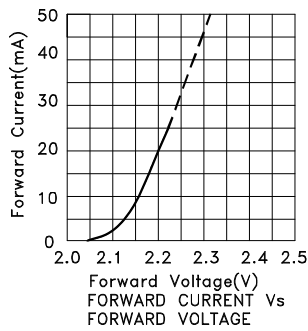
Notes:

1. 1/10 Duty Cycle, 0.1ms Pulse Width.

2. 2mm below package base.

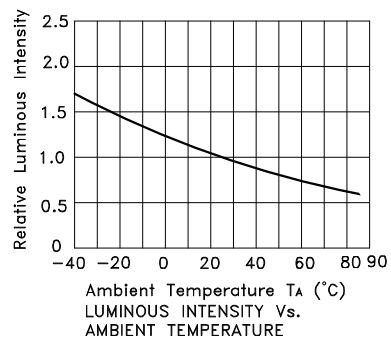
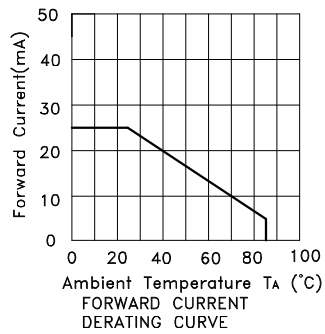
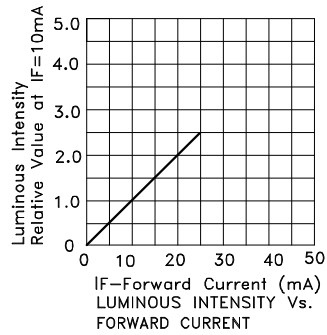
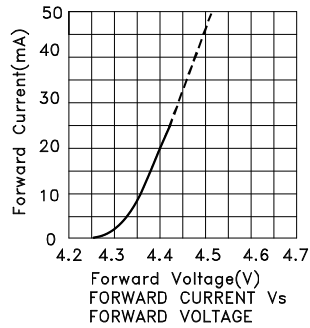


**PSC12-11GWA  
Green**



Note: the curves are on the segment a,b,e,f,p,u and DP.

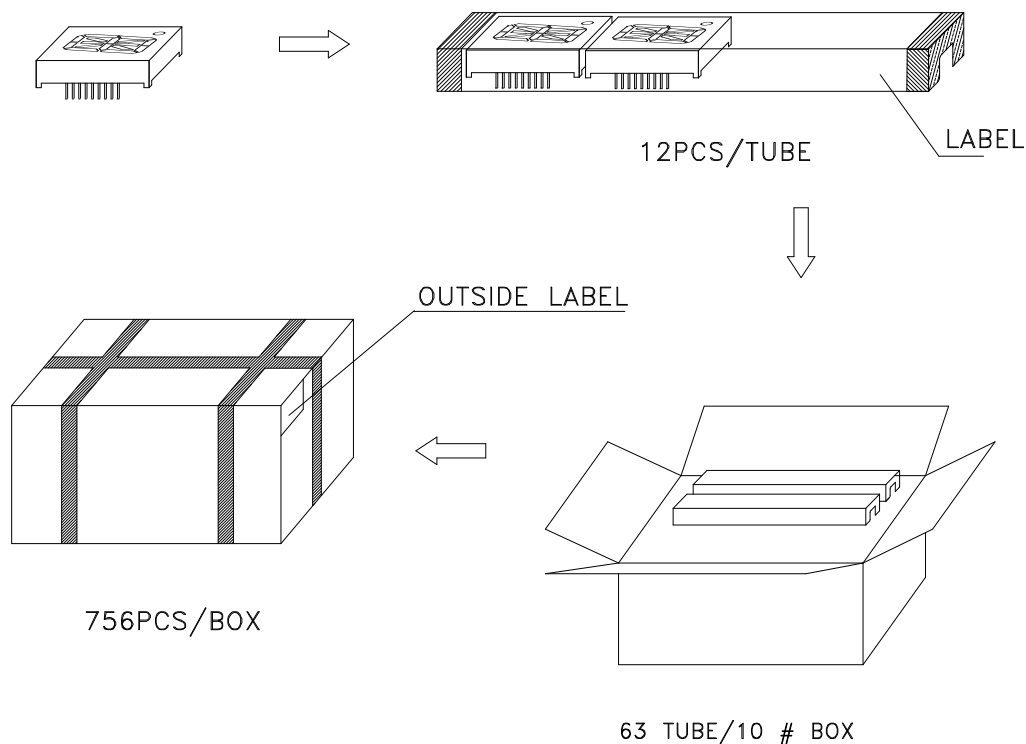
## Green



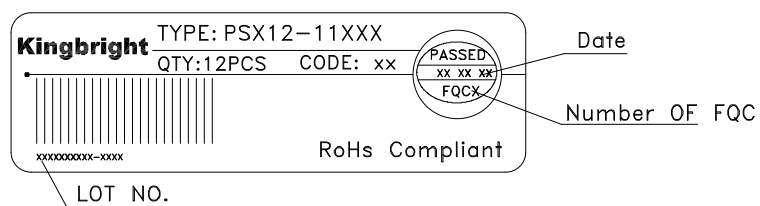
Note: the curves are on the segment c,d,g,h,k,m,n,s,r and t.

## PACKING & LABEL SPECIFICATIONS

## PSC12-11GWA



Inside LABEL Paste On The IC-tube



Outside LABEL Paste On The Box

