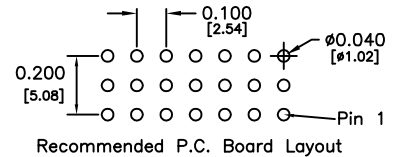
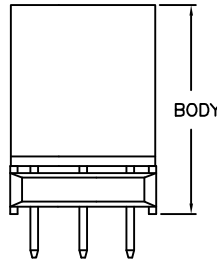
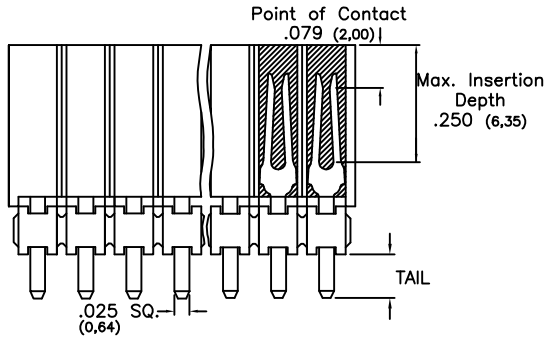
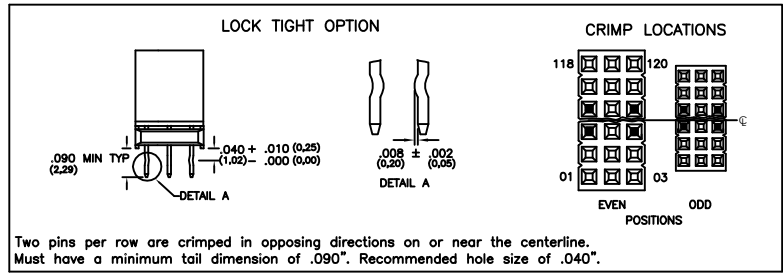
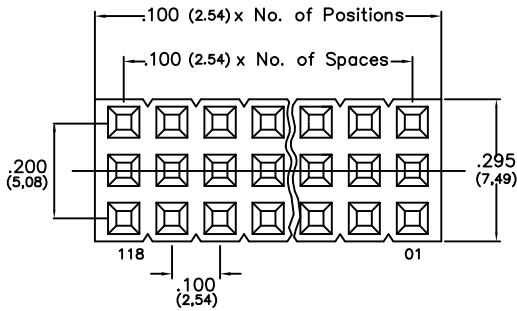


Major League Electronics .100 cl Board Stacker Socket Strip - using .025" sq. pins



Tails may be clipped to achieve desired pin length

Ordering Information

BSSQ-1 **XX** - **T** - **XX** - **XX** - **XX** - **XXX** - **LF**

Pins Per Row
01 - 40

Row Specification
T = Triple Row

Lead Free

Polarized Position

Leave blank if not needed

If required, specify empty pin position, e.g. 012 for Pin 12

Lock Tight "LT" (Optional)

Leave blank if not needed

LT = With

Pin Options				
Tail Length	Body Height			
.090	2.29mm	.435	11.05mm	02
.290	7.37mm			04
.490	12.47mm			06
.190	4.83mm	.535	13.59mm	08
.390	9.91mm			10
.090	2.29mm	.635	16.13mm	12
.290	7.37mm			14
.190	4.83mm		.735	18.67mm

Plating Options	
G	- 10µ Gold on Contact area/Flash on Tail
T	- Matte Tin all Over
GT	- 10µ Gold on Contact Area / Matte Tin on Tail
H	- 30µ Gold on Contact Area / Matte Tin on Tail
F	- Gold Flash over Entire Pin

Specifications

Insertion Depth: .145 (3.68mm) to .250 (6.35mm)

Insertion Force - Per Contact - H Plating:

6oz. (1.67N) avg with .025 (0.64mm) sq. pin

Withdrawal Force - Per Contact - H Plating:

5oz. (1.39N) avg with .025 (0.64mm) sq. pin

Current Rating: 3.0 Ampere

Insulation Resistance: 1000MΩ Min.

Dielectric Withstanding: 600V AC

Contact Resistance: 20 mΩ Max.

Operating Temperature: -40°C to + 105°C

Max. Process Temperature:

Peak: 260°C up to 20 secs.

Process: 230°C up to 60 secs.

Wave: 260°C up to 6 secs.

Manual Solder: 350°C up to 5 secs.

Materials

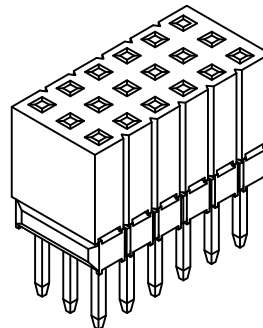
Contact Material: Phosphor Bronze

Insulator Material: Nylon 6T

Plating: Au or Sn over 50µ" (1.27) Ni

Products cut to specific sizes are uncancellable/nonreturnable

Parts are subject to change without notice



Mates with:

BSTC, TSHCR,
 BSTCM, TSHCRE,
 BSTCR, TSHCRSM,
 BSTCRSM, TSHR,
 BSTS, TSHRE,
 LBSTCM, TSHS,
 LTSHCR, TSHSCM,
 LTSHCRE, TSHSM,
 LTSHR, ULTSHSM,
 LTSHRE, ULTSHC,
 LTSHSM, ULTHSCR,
 TSHC,

BSSQ-1-T SERIES

.100 cl Triple Row
Board Stacker Socket Strips

16 JAN 07

Scale
NTS

UNLESS OTHERWISE SPECIFIED
DIMENSIONS IN INCHES (MM)
TOLERANCES ARE:

ONE PLACE DECIMALS ±.100
TWO PLACE DECIMALS ±.010
THREE PLACE DECIMALS ±.005
FOUR PLACE DECIMALS ±.0020

ANGLES
3/3



4235 Earnings Way, New Albany, Indiana, 47150, USA
 1-800-782-3486 (USA/Canada/Mexico)
 Tel: 812-944-7244
 Fax: 812-944-7268

E-mail: mle@mlelectronics.com
 Web: www.mlelectronics.com

Edition
1

Sheet
1/1