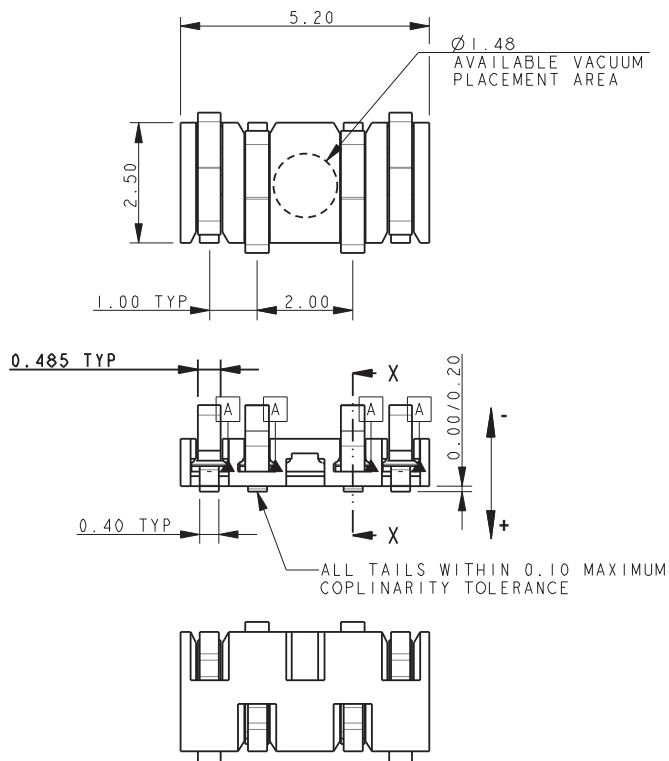


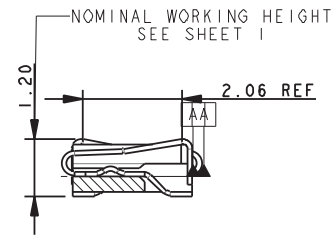
Staggered Stacker: BTB

00-9188

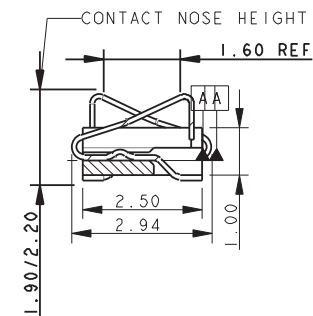
4 WAY STAGGERED STACKER – 1.2MM HEIGHT



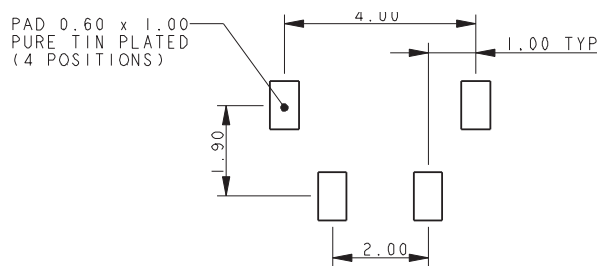
MATING CONDITION



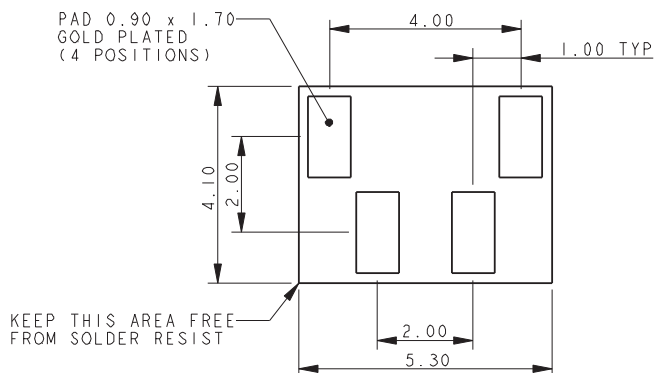
SECTION ON X-X



SMT PCB FOOTPRINT



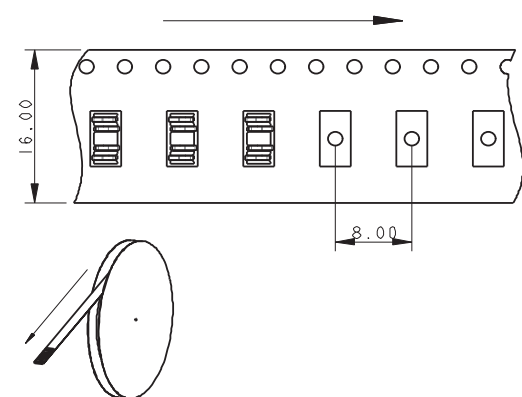
MATING PCB FOOTPRINT



NOTES:

1. GENERAL TOLERANCE ± 0.20 UNLESS SPECIFIED.
2. FOR FULL PRODUCT SPECIFICATION REFER TO ELCO SPECIFICATION 201-01-121.
3. INSULATOR MATERIAL: HIGH TEMPERATURE PLASTIC UL94 HB. COLOR BLACK.
4. CONTACT MATERIAL: COPPER ALLOY.
5. CONTACT PLATING: 1.0 μ M NICKEL UNDERPLATED. SELECTIVE 0.25 μ M GOLD ON NOSE. 2.0 TO 4.0 μ M PURE TIN ON TAILS.
6. PACKING 2000 PIECES ON A 330MM REEL.

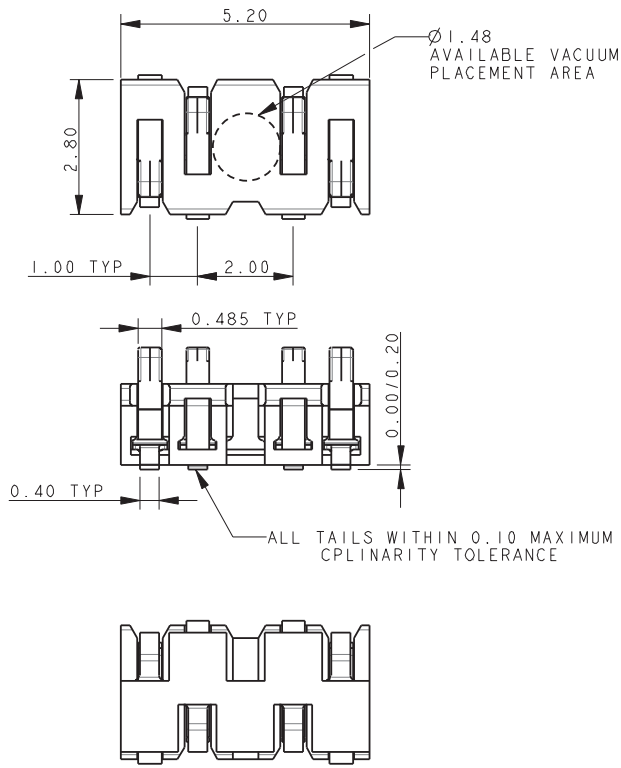
PACKING DETAILS



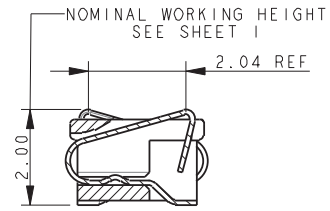
Staggered Stacker: BTB

00-9188

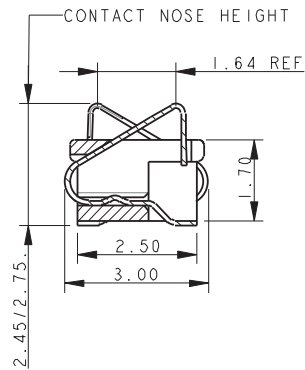
4 WAY STAGGERED STACKER – 2.0MM HEIGHT



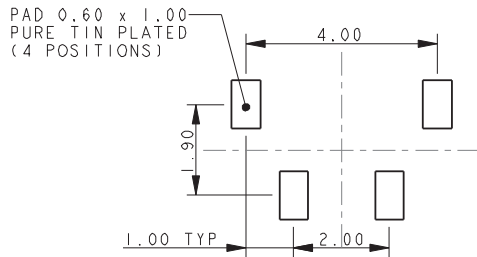
MATING CONDITION



SECTION ON X-X



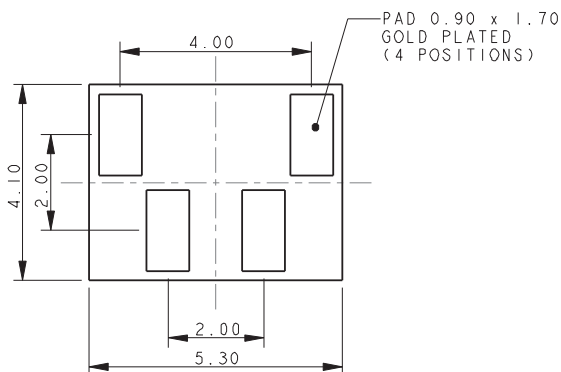
SMT PCB FOOTPRINT



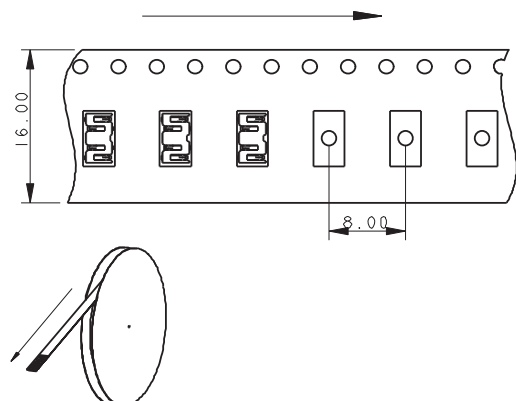
NOTES:

1. GENERAL TOLERANCE ± 0.20 UNLESS SPECIFIED.
2. FOR FULL PRODUCT SPECIFICATION REFER TO ELCO SPECIFICATION 201-01-121.
3. INSULATOR MATERIAL: HIGH TEMPERATURE PLASTIC UL94 HB. COLOR BLACK.
4. CONTACT MATERIAL: COPPER ALLOY.
5. CONTACT PLATING: 1.0 μ M NICKEL UNDERPLATED. SELECTIVE 0.25 μ M GOLD ON NOSE. 2.0 TO 4.0 μ M PURE TIN ON TAILS.
6. PACKING 2000 PIECES ON A 330MM REEL.

MATING PCB FOOTPRINT



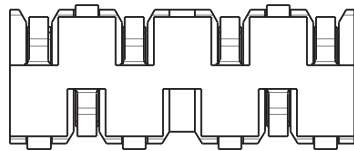
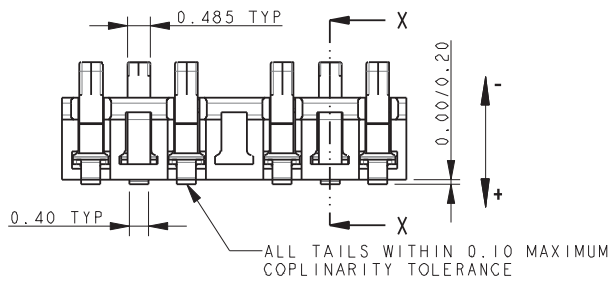
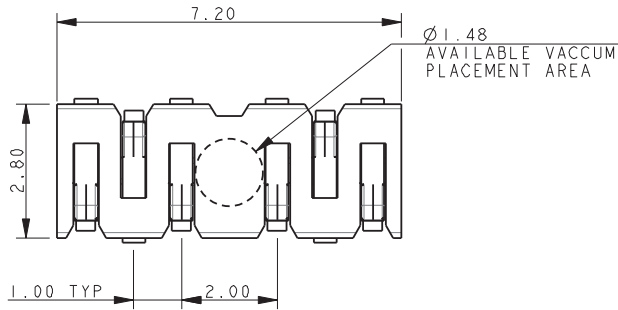
PACKING DETAILS



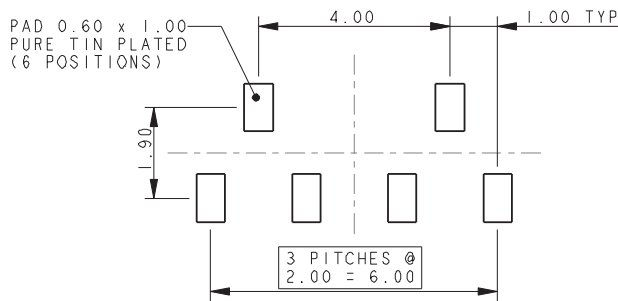
Staggered Stacker: BTB

00-9188

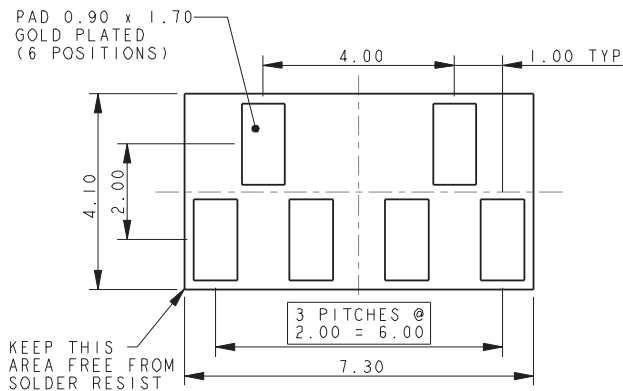
6 WAY STAGGERED STACKER – 2.0MM HEIGHT



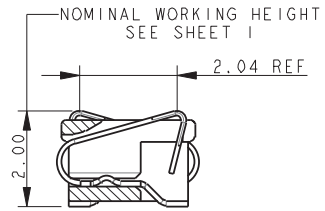
SMT PCB FOOTPRINT



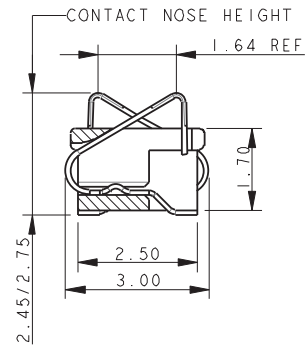
MATING PCB FOOTPRINT



MATING CONDITION



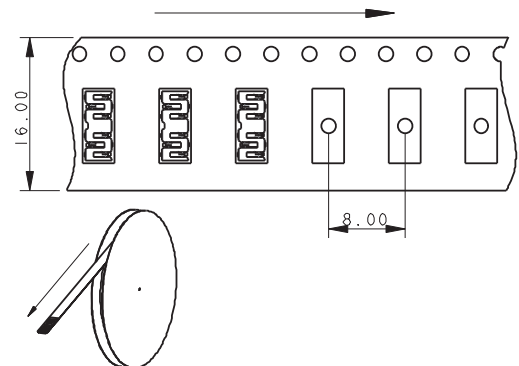
SECTION ON X-X



NOTES:

1. GENERAL TOLERANCE ± 0.20 UNLESS SPECIFIED.
2. FOR FULL PRODUCT SPECIFICATION REFER TO ELCO SPECIFICATION 201-01-121.
3. INSULATOR MATERIAL: HIGH TEMPERATURE PLASTIC UL94 HB. COLOR BLACK.
4. CONTACT MATERIAL: COPPER ALLOY.
5. CONTACT PLATING: $1.0\mu\text{M}$ NICKEL UNDERPLATED. SELECTIVE $0.25\mu\text{M}$ GOLD ON NOSE. 2.0 TO $4.0\mu\text{M}$ PURE TIN ON TAILS.
6. PACKING 2000 PIECES ON A 330MM REEL.

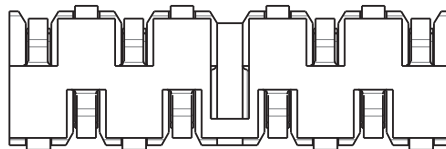
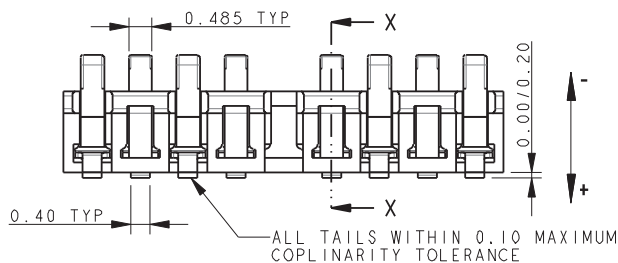
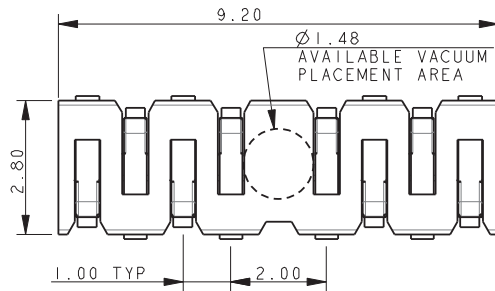
PACKING DETAILS



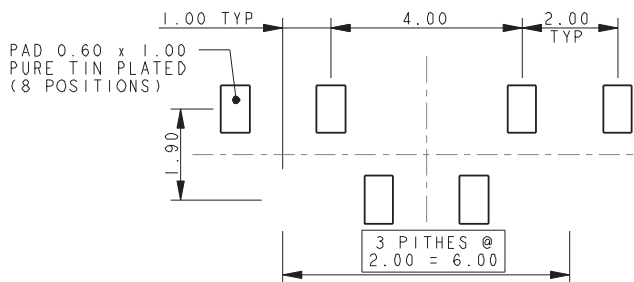
Staggered Stacker: BTB

00-9188

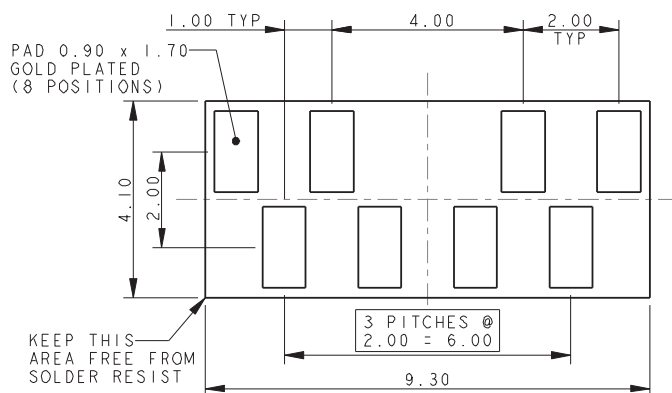
8 WAY STAGGERED STACKER – 2.0MM HEIGHT



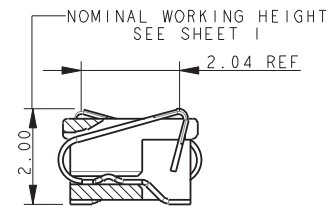
SMT PCB FOOTPRINT



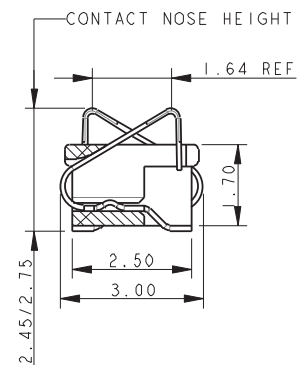
MATING PCB FOOTPRINT



MATING CONDITION



SECTION ON X-X



NOTES:

1. GENERAL TOLERANCE ± 0.20 UNLESS SPECIFIED.
2. FOR FULL PRODUCT SPECIFICATION REFER TO ELCO SPECIFICATION 201-01-121.
3. INSULATOR MATERIAL: HIGH TEMPERATURE PLASTIC UL94 HB. COLOR BLACK.
4. CONTACT MATERIAL: COPPER ALLOY.
5. CONTACT PLATING: 1.0 μ M NICKEL UNDERPLATED. SELECTIVE 0.25 μ M GOLD ON NOSE. 2.0 TO 4.0 μ M PURE TIN ON TAILS.
6. PACKING 2000 PIECES ON A 330MM REEL.

PACKING DETAILS

