

# 2N4401 & 2N4403

## General Purpose Switching Transistors

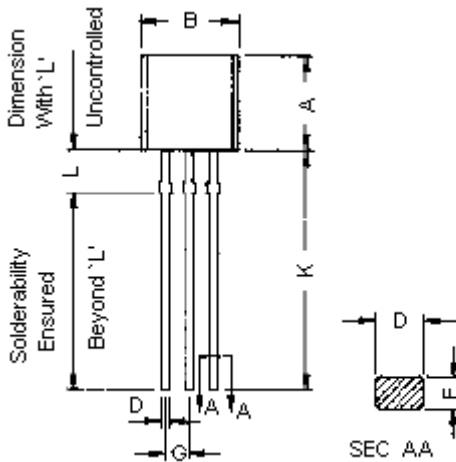


### Features:

- NPN/PNP Silicon Planar Epitaxial Transistors.
- General purpose Switching Applications.
- 2N 4401 Type NPN.
- 2N 4403 Type PNP.

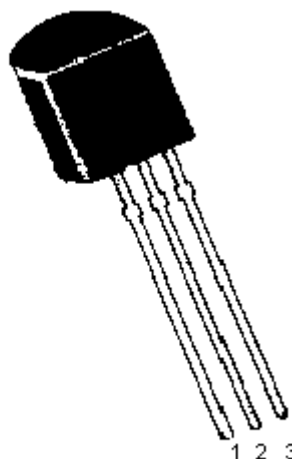
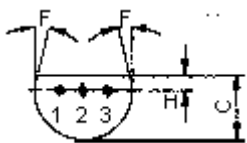
2N4401 NPN    2N4403 PNP

TO-92



Dimensions	Minimum	Maximum
A	4.32	5.33
B	4.45	5.20
C	3.18	4.19
D	0.41	0.55
E	0.35	0.50
F	5°	
G	1.14	1.40
H		1.53
K	12.70	-
L	1.982	2.082

Dimensions : Millimetres



Pin Configuration

- 1 = Emitter
- 2 = Base
- 3 = Collector



# 2N4401 & 2N4403

## General Purpose Switching Transistors



### Absolute Maximum Ratings

Parameters	Symbol	2N4401	2N4403	Unit
Collector Emitter Voltage	$V_{CEO}$	40	40	V
Collector Base Voltage	$V_{CBO}$	60		
Emitter Base Voltage	$V_{EBO}$	6		
Collector Current Continuous	$I_C$	600		mA
Power Dissipation at $T_a = 25^\circ\text{C}$ Derate above $25^\circ\text{C}$	$P_D$	625		mW
Power Dissipation at $T_C = 25^\circ\text{C}$ Derate above $25^\circ\text{C}$		5.0		mW/ $^\circ\text{C}$
Operating and Storage Junction Temperature Range	$T_j, T_{stg}$	-55 to +150		$^\circ\text{C}$
<b>Thermal Resistance</b>				
Junction to Case	$R_{th(j-c)}$	83.3		$^\circ\text{C/W}$
Junction to Ambient	$R_{th(j-a)}$	200		

### Electrical Characteristics ( $T_a = 25^\circ\text{C}$ unless otherwise specified)

Parameters	Symbol	Test Condition	2N4401	2N4403	Unit
Collector Emitter Voltage	$BV_{CEO}^*$	$I_C = 1\text{mA}, I_B = 0$	>40	>40	V
Collector Base Voltage	$BV_{CBO}$	$I_C = 100\mu\text{A}, I_E = 0$	>60		
Emitter Base Voltage	$BV_{EBO}$	$I_E = 100\mu\text{A}, I_C = 0$	>6		
Base Cut off Current	$I_{BEV}$	$V_{CE} = 35\text{V}, V_{EB} = 0.4\text{V}$	<0.1	<0.1	$\mu\text{A}$
Collector Cut off Current	$I_{CEX}$	$V_{CE} = 35\text{V}, V_{EB} = 0.4\text{V}$			
Collector Emitter Saturation Voltage	$V_{CE(Sat)}^*$	$I_C = 150\text{mA}, I_B = 15\text{mA}$ $I_C = 500\text{mA}, I_B = 50\text{mA}$	<0.4 <0.75	<0.4 <0.75	V
Base Emitter Saturation Voltage	$V_{BE(Sat)}^*$	$I_C = 150\text{mA}, I_B = 15\text{mA}$ $I_C = 500\text{mA}, I_B = 50\text{mA}$	0.75 - 0.95 <1.2	0.75 - 0.95 <1.3	
DC Current Gain	$h_{FE}$	$I_C = 0.1\text{mA}, V_{CE} = 1\text{V}$ $I_C = 1\text{mA}, V_{CE} = 1\text{V}$ $I_C = 10\text{mA}, V_{CE} = 1\text{V}$ $I_C = 150\text{mA}, V_{CE} = 1\text{V}^*$ $I_C = 150\text{mA}, V_{CE} = 2\text{V}^*$ $I_C = 500\text{mA}, V_{CE} = 2\text{V}^*$	>20 >40 >80 100 - 300 - >40	>30 >60 >100 - 100 - 300 >20	-
<b>Dynamic Characteristics</b>					
Small Signal Current Gain	$h_{fe}$	$I_C = 1\text{mA}, V_{CE} = 10\text{V}, f = 1\text{kHz}$	40 - 500	60 - 500	-
Input Impedance	$h_{ie}$	$I_C = 1\text{mA}, V_{CE} = 10\text{V}, f = 1\text{kHz}$	1.0 - 15	1.5 - 15	k $\Omega$

\*Pulse Test : Pulse Width:  $\leq 300\mu\text{s}$ , Duty  $\leq 2.0\%$



# 2N4401 & 2N4403

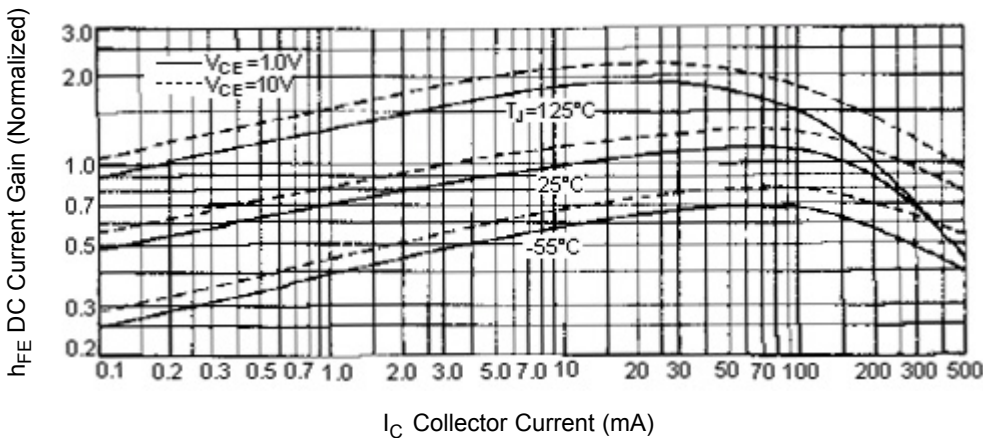
## General Purpose Switching Transistors



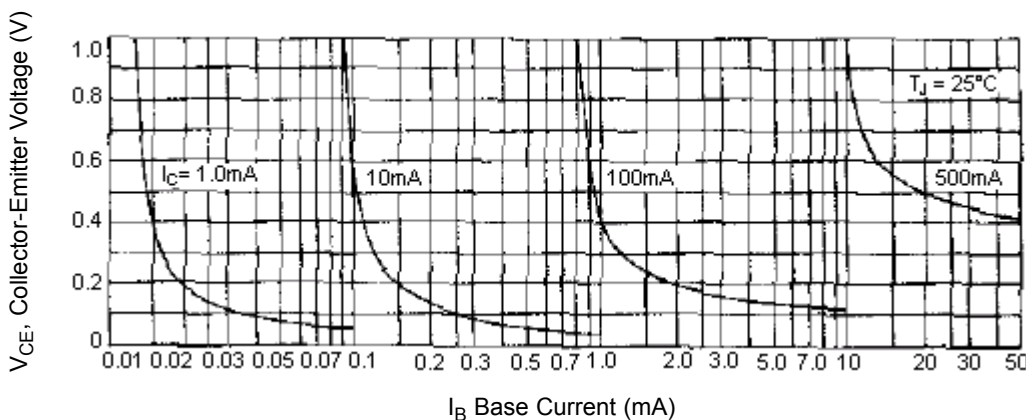
### Electrical Characteristics ( $T_a = 25^\circ\text{C}$ unless otherwise specified)

Parameters	Symbol	Test Condition	2N4401	2N4403	Unit
Voltage Feedback Ratio	$h_{re}$	$I_C = 1\text{mA}, V_{CE} = 10\text{V}, f = 1\text{kHz}$	0.1 - 8.0		$\times 10^{-4}$
Output Impedance	$h_{oe}$	$I_C = 1\text{mA}, V_{CE} = 10\text{V}, f = 1\text{kHz}$	1.0 - 30	1.0 - 100	$\mu\Omega$
Collector-Base Capacitance	$C_{cb}$	$V_{CB} = 5\text{V}, I_E = 0, f = 100\text{kHz}$ $V_{CB} = 10\text{V}, I_E = 0, f = 140\text{kHz}$	<6.5 -	- <8.5	pF
Emitter-Base Capacitance	$C_{eb}$	$V_{EB} = 0.5\text{V}, I_C = 0, f = 100\text{kHz}$ $V_{EB} = 0.5\text{V}, I_C = 0, f = 140\text{kHz}$	<30 -	- <30	
Transition Frequency	$f_T$	$I_C = 20\text{mA}, V_{CE} = 10\text{V}, f = 100\text{MHz}$	>250	>200	MHz
<b>Switching Characteristics</b>					
Delay Time	$t_d$	$V_{CC} = 30\text{V}, V_{EB} = 2\text{V}$ $I_C = 150\text{mA}, I_{B1} = 15\text{mA}$	<15		ns
Rise Time	$t_r$				
Storage time	$t_s$	$V_{CC} = 30\text{V}, I_C = 150\text{mA}$ $I_{B1} = I_{B2} = 15\text{mA}$	<225		
Fall Time	$t_f$				

DC Current Gain



DC Current Gain

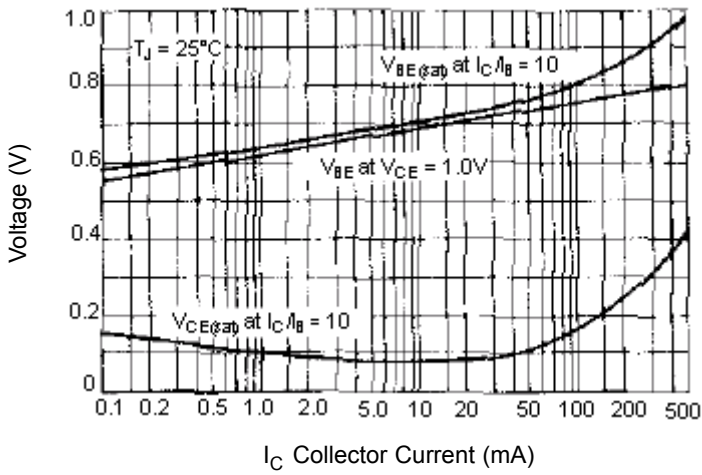


# 2N4401 & 2N4403

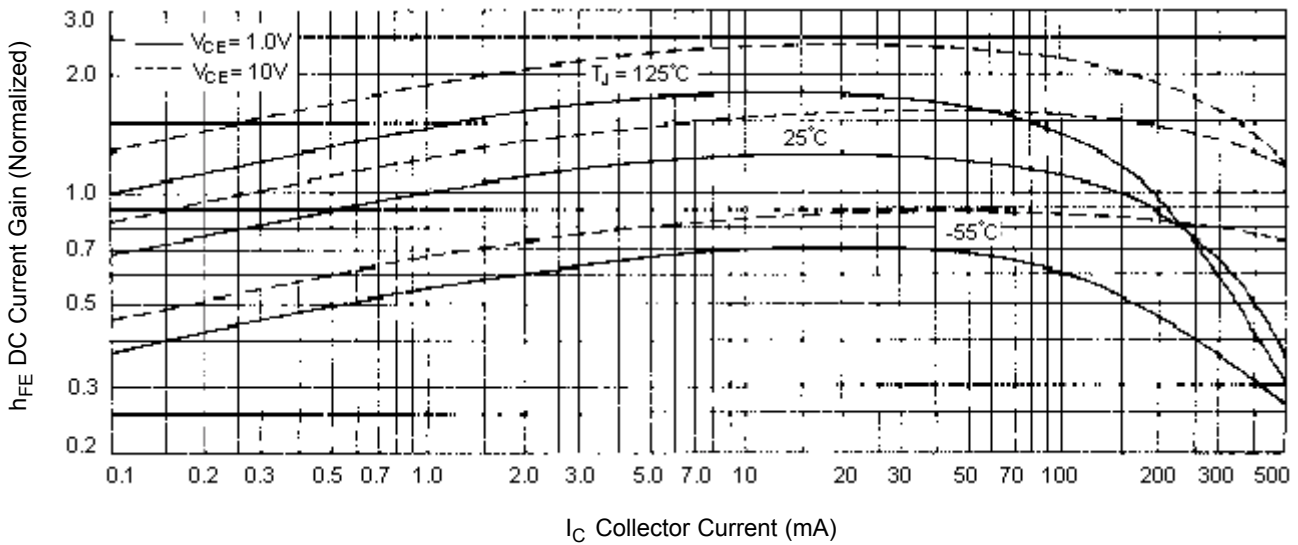
## General Purpose Switching Transistors



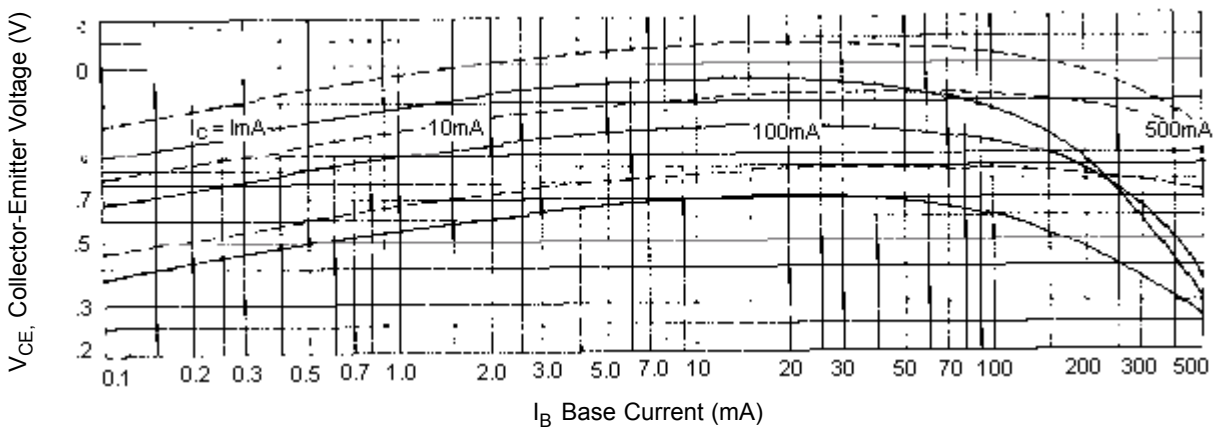
### On Voltages



### DC Current Gain



### Collector Saturation Region

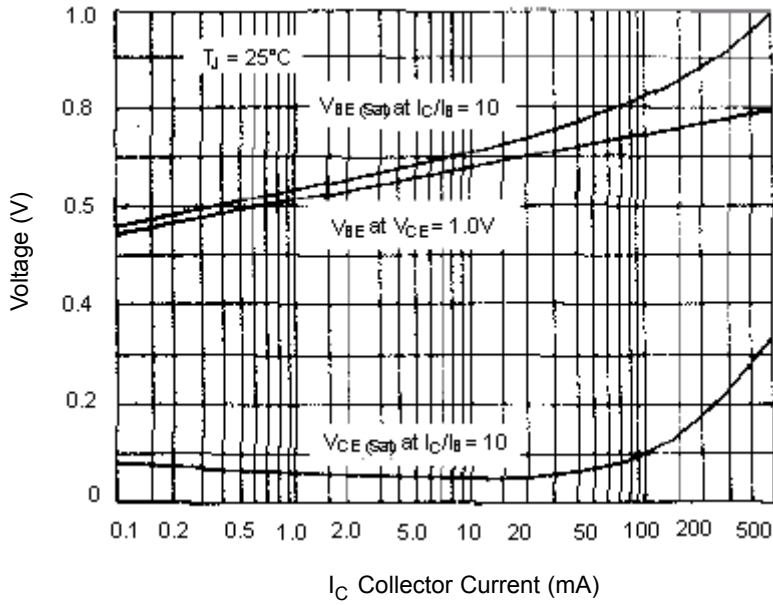


# 2N4401 & 2N4403

## General Purpose Switching Transistors



On Voltages



### Specifications

$V_{CEO}$ maximum (V)	$V_{CBO}$ maximum (V)	$I_C$ (A)	$h_{FE}$ minimum at $I_C = 1\text{mA}$	$f_T$ minimum (MHz)	$P_{tot}$ (mW)	Package and Pin Out	Type	Part Number
40	40	0.6	100	250	625	TO-92	NPN	2N4401
	60			200			PNP	2N4403



# 2N4401 & 2N4403

## General Purpose Switching Transistors



### Notes:

### International Sales Offices:

**AUSTRALIA – Farnell InOne**

Tel No: ++ 61 2 9645 8888  
Fax No: ++ 61 2 9644 7898

**FINLAND – Farnell InOne**

Tel No: ++ 358 9 560 7780  
Fax No: ++ 358 9 345 5411

**NETHERLANDS – Farnell InOne**

Tel No: ++ 31 30 241 7373  
Fax No: ++ 31 30 241 7333

**SWITZERLAND – Farnell InOne**

Tel No: ++ 41 1 204 64 64  
Fax No: ++ 41 1 204 64 54

**AUSTRIA – Farnell InOne**

Tel No: ++ 43 662 2180 680  
Fax No: ++ 43 662 2180 670

**FRANCE – Farnell InOne**

Tel No: ++ 33 474 68 99 99  
Fax No: ++ 33 474 68 99 90

**NEW ZEALAND – Farnell InOne**

Tel No: ++ 64 9 357 0646  
Fax No: ++ 64 9 357 0656

**UK – Farnell InOne**

Tel No: ++ 44 8701 200 200  
Fax No: ++ 44 8701 200 201

**BELGIUM – Farnell InOne**

Tel No: ++ 32 3 475 2810  
Fax No: ++ 32 3 227 3648

**GERMANY – Farnell InOne**

Tel No: ++ 49 89 61 39 39 39  
Fax No: ++ 49 89 613 59 01

**NORWAY – Farnell InOne**

Tel No: ++ 45 44 53 66 66  
Fax No: ++ 45 44 53 66 02

**UK – BuckHickman InOne**

++ 44 8450 510 150  
++ 44 8450 510 130

**BRAZIL – Farnell-Newark InOne**

Tel No: ++ 55 11 4066 9400  
Fax No: ++ 55 11 4066 9410

**HONG KONG – Farnell-Newark InOne**

Tel No: ++ 852 2268 9888  
Fax No: ++ 852 2268 9899

**PORTUGAL – Farnell InOne**

Tel No: ++ 34 93 475 8804  
Fax No: ++ 34 93 474 5288

**UK – CPC**

++ 44 8701 202 530  
++ 44 8701 202 531

**CHINA – Farnell-Newark InOne**

Tel No: ++86 10 6238 5152  
Fax No: ++86 10 6238 5022

**IRELAND – Farnell InOne**

Tel No: ++ 353 1 830 9277  
Fax No: ++ 353 1 830 9016

**SINGAPORE – Farnell-Newark InOne**

Tel No: ++ 65 6788 0200  
Fax No: ++ 65 6788 0300

**EXPORT – Farnell InOne**

Tel No: ++ 44 8701 200 208  
Fax No: ++ 44 8701 200 209

For enquiries from all other markets

**DENMARK – Farnell InOne**

Tel No: ++ 45 44 53 66 44  
Fax No: ++ 45 44 53 66 06

**ITALY – Farnell InOne**

Tel No: ++ 39 02 93 995 200  
Fax No: ++ 39 02 93 995 300

**SPAIN – Farnell InOne**

Tel No: ++ 34 93 475 8805  
Fax No: ++ 34 93 474 5107

**ESTONIA – Farnell InOne**

Tel No: ++ 358 9 560 7780  
Fax No: ++ 358 9 345 5411

**MALAYSIA – Farnell-Newark InOne**

Tel No: ++ 60 3 7873 8000  
Fax No: ++ 60 3 7873 7000

**SWEDEN – Farnell InOne**

Tel No: ++ 46 8 730 50 00  
Fax No: ++ 46 8 83 52 62

<http://www.farnellinone.com>

<http://www.buckhickmaninone.com>

<http://www.cpc.co.uk>

**Disclaimer** This data sheet and its contents (the "Information") belong to the Premier Farnell Group (the "Group") or are licensed to it. No licence is granted for the use of it other than for information purposes in connection with the products to which it relates. No licence of any intellectual property rights is granted. The Information is subject to change without notice and replaces all data sheets previously supplied. The Information supplied is believed to be accurate but the Group assumes no responsibility for its accuracy or completeness, any error in or omission from it or for any use made of it. Users of this data sheet should check for themselves the Information and the suitability of the products for their purpose and not make any assumptions based on information included or omitted. Liability for loss or damage resulting from any reliance on the Information or use of it (including liability resulting from negligence or where the Group was aware of the possibility of such loss or damage arising) is excluded. This will not operate to limit or restrict the Group's liability for death or personal injury resulting from its negligence. Multicomp is the registered trademark of the Group. © Premier Farnell plc 2004.

