

PLEASE CHECK WWW.MOLEX.COM FOR LATEST PART INFORMATION

Part Number: [0022023113](#)
Status: **Active**
Overview:
Description: 2.54mm (.100") Vertical, Non-ZIF, Low Profile Receptacle, 11 Circuits

Agency Certification

UL E29179

General

Product Family FFC/FPC Connectors
 Series 5229
 Overview ffc_fpc_throughhole
 Product Name N/A

Physical

Circuits (Loaded) 11
 Contact Position N/A
 Entry Angle Vertical
 Flammability 94V-0
 Mated Height (in) 0.256 In
 Mated Height (mm) 6.50 mm
 Number of Rows 1
 Orientation Vertical
 PC Tail Length (in) 0.142 In
 PC Tail Length (mm) 3.60 mm
 PCB Retention None
 Packaging Type Tray
 Pitch - Mating Interface (in) 0.100 In
 Pitch - Mating Interface (mm) 2.54 mm
 Polarized to PCB No
 Stackable No
 Surface Mount Compatible (SMC) No
 Temperature Range - Operating -40°C to +105°C
 Termination Interface: Style Through Hole
 Wire/Cable Type FFC/FPC

Electrical

Current - Maximum per Contact 0.5A, 1A
 Voltage - Maximum 200V

Material Info

Old Part Number 5229-11CPB

Reference - Drawing Numbers

Packaging Specification SPK-5229-001
 Product Specification PS-5229-001, PS-5229-002, PS-5229-005,
 PS-5229-006, PS-5229-007
 Sales Drawing SD-5229-NCPB

EU RoHS
ELV and RoHS
Compliant
REACH SVHC
Contains SVHC: No
Halogen-Free
Status
Not Reviewed

China RoHS

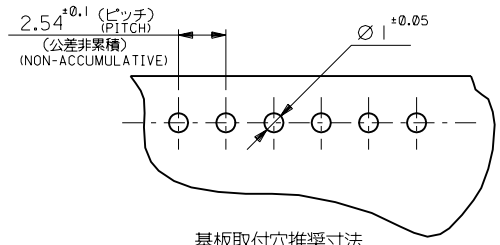
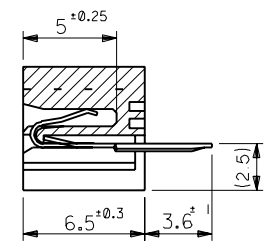
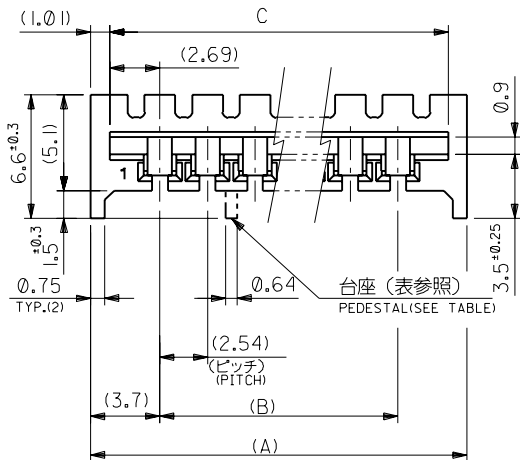


Need more information on product environmental compliance?

Email productcompliance@molex.com
 For a multiple part number RoHS Certificate of Compliance, [click here](#)

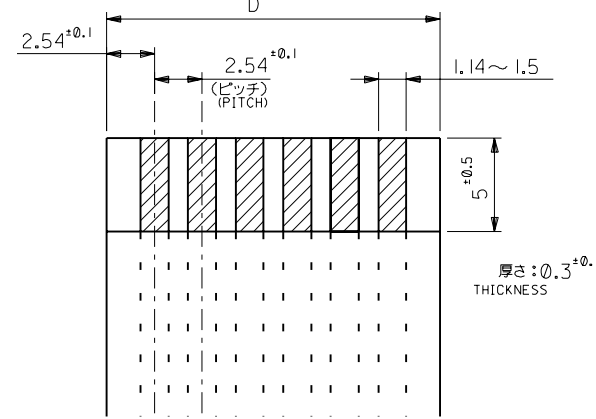
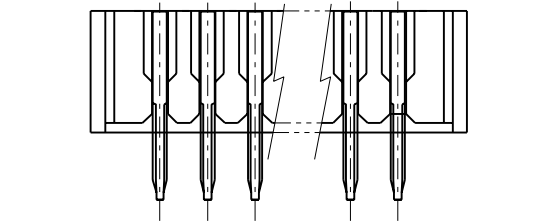
Please visit the [Contact Us](#) section for any non-product compliance questions.

Search Parts in this Series
[5229Series](#)



基板取付穴推奨寸法
RECOMMENDED PC BOARD HOLE DIMENSION

| | | | | | | | |
|--------------------------------------|-------|-------|-------|-------|--------------|--------------|--------------|
| 9&10, 18&19 | 71.12 | 71.42 | 66.04 | 73.44 | 22-02 - 3273 | 5229 - 27CPB | 27 |
| 8&9, 18&19 | 68.58 | 68.88 | 63.5 | 70.9 | - 3263 | - 26CPB | 26 |
| 8&9, 17&18 | 66.04 | 66.34 | 60.96 | 68.36 | - 3253 | - 25CPB | 25 |
| 8&9, 16&17 | 63.5 | 63.8 | 58.42 | 65.82 | - 3243 | - 24CPB | 24 |
| 8&9, 15&16 | 60.96 | 61.26 | 55.88 | 63.28 | - 3233 | - 23CPB | 23 |
| 7&8, 15&16 | 58.42 | 58.72 | 53.34 | 60.74 | - 3223 | - 22CPB | 22 |
| 7&8, 14&15 | 55.88 | 56.18 | 50.8 | 58.2 | - 3213 | - 21CPB | 21 |
| 10&11 | 53.34 | 53.64 | 48.26 | 55.66 | - 3203 | - 20CPB | 20 |
| 9&10 | 50.8 | 51.1 | 45.72 | 53.12 | - 3193 | - 19CPB | 19 |
| 9&10 | 48.26 | 48.56 | 43.18 | 50.58 | - 3183 | - 18CPB | 18 |
| 8&9 | 45.72 | 46.02 | 40.64 | 48.04 | - 3173 | - 17CPB | 17 |
| 8&9 | 43.18 | 43.48 | 38.1 | 45.5 | - 3163 | - 16CPB | 16 |
| 7&8 | 40.64 | 40.94 | 35.56 | 42.96 | - 3153 | - 15CPB | 15 |
| 7&8 | 38.1 | 38.4 | 33.02 | 40.42 | - 3143 | - 14CPB | 14 |
| 6&7 | 35.56 | 35.86 | 30.48 | 37.88 | - 3133 | - 13CPB | 13 |
| 6&7 | 33.02 | 33.32 | 27.94 | 35.34 | - 3123 | - 12CPB | 12 |
| 5&6 | 30.48 | 30.78 | 25.4 | 32.8 | - 3113 | - 11CPB | 11 |
| — | 27.94 | 28.24 | 22.86 | 30.26 | - 3103 | - 10CPB | 10 |
| — | 25.4 | 25.7 | 20.32 | 27.72 | - 3093 | - 09CPB | 9 |
| — | 22.86 | 23.16 | 17.78 | 25.18 | - 3083 | - 08CPB | 8 |
| — | 20.32 | 20.62 | 15.24 | 22.64 | - 3073 | - 07CPB | 7 |
| — | 17.78 | 18.08 | 12.7 | 20.1 | - 3063 | - 06CPB | 6 |
| — | 15.24 | 15.54 | 10.16 | 17.56 | - 3053 | - 05CPB | 5 |
| — | 12.7 | 13 | 7.62 | 15.02 | - 3043 | - 04CPB | 4 |
| — | 10.16 | 10.46 | 5.08 | 12.48 | 22-02 - 3033 | 5229 - 03CPB | 3 |
| PEDESTAL LOCATION (BETWEEN THE CKTS) | D | C | B | A | EDP.NO. | ENG.NO. | NO. OF CKTS. |



適合FFC推奨寸法
APPLICABLE FFC RECOMMENDED DIMENSION

| | | | | | |
|-------------------------|--------|----------------------|-----------------------|----------|----------|
| 角度 ANGLE | ±3° | | | | |
| 30以上 OVER | ±0.3 | | | | |
| 10以上 30未満 UNDER | ±0.25 | H | REVISED (JC2001-0774) | N.Y. S.K | 01/03/14 |
| 10未満 UNDER | ±0.2 | G | REDRAWN (JC70323) | M.H. M.F | 06/05/23 |
| 一般公差 GENERAL TOLERANCES | 記号 LTR | 変更内容 REVISION RECORD | DR. CHK. | 日付 DATE | 尺度 SCALE |

材料 MATERIAL
ハウジング: ポリエステル樹脂 (94V-0)
TERMINAL: PHOSPHOR BRONZE, PRE-TINNED PLATING
仕上げ FINISH — —
適用電線範囲 WIRE RANGE — —
被覆外径 INS. RANGE — —
DRAWN BY 96/05/23 CHK'D BY 01/03/14
M.HANAMURA S.KUNISHI
APP'D BY 01/03/14 M.FUKUSHIMA
尺度 SCALE 4 : 1

molex MOLEX-JAPAN CO.,LTD.
日本モレックス株式会社

REVISE ONLY ON CAD SYSTEM

TITLE 名称
F.F.C. CONN.
RECEPTACLE HSG ASS'Y

DWG. NO. SD-5229-NCPB
REV H