

HIRSCHMANN MOBILITY

WLAN (2,4GHz/5,8GHz) Screw Antenna



MCA 2458 S
Pt no.
920-315-002

Subject to alterations

- Passive transmitting and reception antenna acc. standard IEEE 802.11 a, b, g, h, n, p
- Low Profile (body height app. 30 mm)
- Mounting on several surfaces (e.g. plastics, metal ...)

Technical data

Dimensions	app. 80 mm x 80 mm x 30 mm
Housing material	ASA-PC
Temperature range	-40 – +80°C / -40 – +176 °F
Protection class	IP6k9k (acc. ISO 20653)
WLAN / Bluetooth / DSRC	
Frequency range	IEEE 802.11 b, g: 2400 - 2484 MHz IEEE 802.11 a, h: 5150 - 5725 MHz IEEE 802.11 n: 2400 - 2484 MHz 5150 - 5725MHz IEEE 802.11 p: 5755 - 5925 MHz
Impedance	50 Ohm
VSWR	≤ 1,5
Gain	> 3 dBi ¹⁾
Polarization	linear, vertical
Load capacity	IEEE 802.11 b, g: ≤ 200 mW IEEE 802.11 a, h: ≤ 1000 mW IEEE 802.11 n: ≤ 200 mW (2,4 - 2,84 GHz) ≤ 1000 mW (5,1 - 5,72 GHz) IEEE 802.11 p: ≤ 8 W EIRP (5,79 - 5,81 GHz) ≤ 2 W EIRP (5,85 - 5,92 GHz)
Cable type	RG 174 low loss
Cable length	1000 +10 mm ²⁾
Connector	SMA male straight ²⁾

¹⁾ dBi: referenced to an isotropic radiator

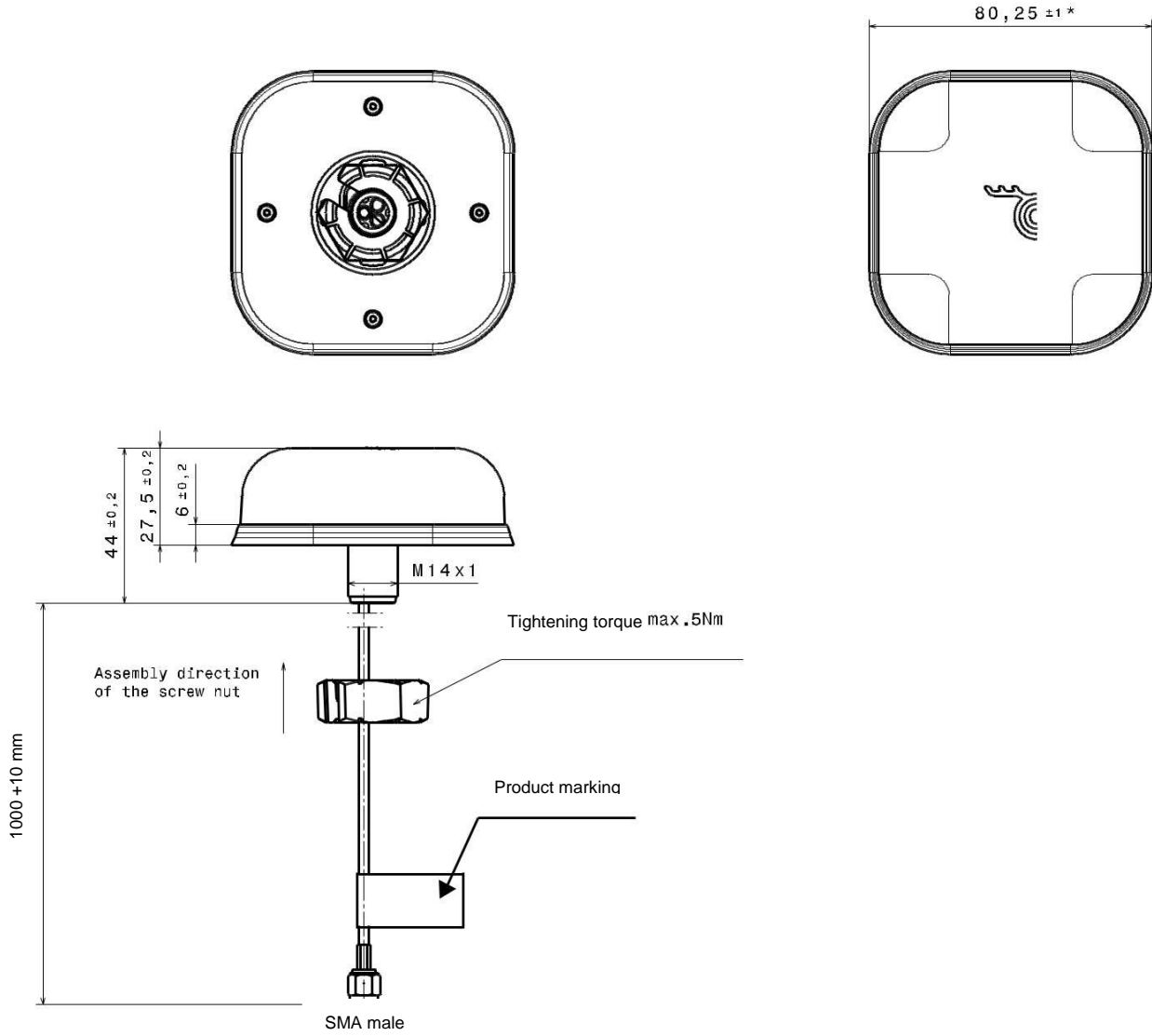
²⁾ Other types on request

WLAN (2,4GHz/5,8GHz) SCREW ANTENNA

MCA 2458 S Pt no. 920-315-002

Subject to alterations

Technical drawings

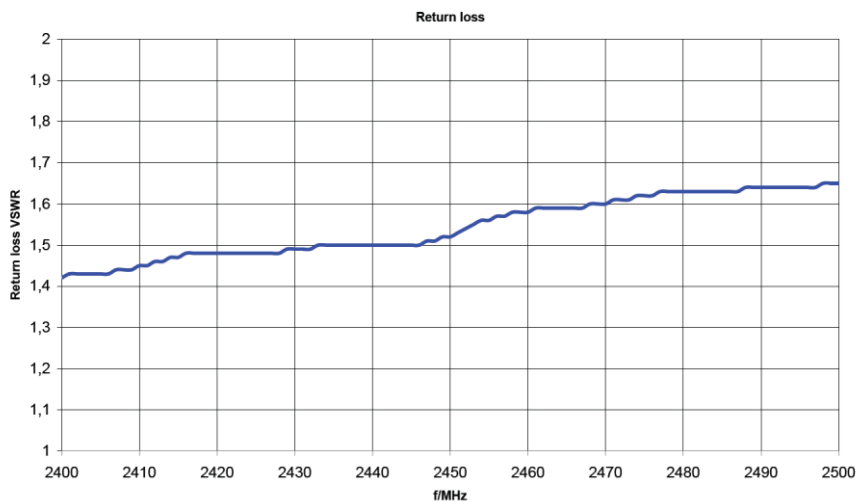


Subject to alterations

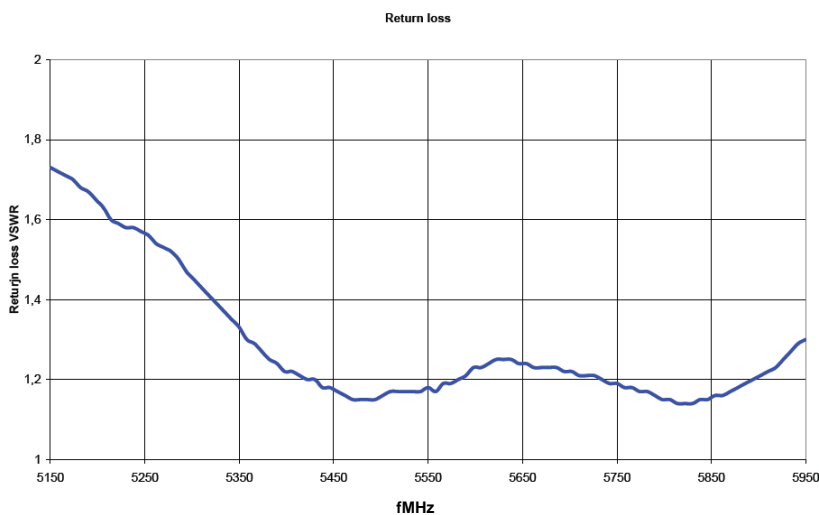
Antenna diagrams

Typical VSWR

ELECTRICAL WLAN		
Standard	IEEE 802.11 b,g,n	IEEE 802.11 a,h,n,p
Band (MHz)	2450	5400
Frequency (MHz)	2400-2484	5150-5925
Return Loss (dB)		
Cable length (m) 0,2	1,5	1,2
Efficiency (%)		
Cable length (m) 0,2	71,50%	78,10%
Gain (dBi)		
Cable length (m) 0,2	3,6	3,4



120126_09_M2M_WLAN_VSWR

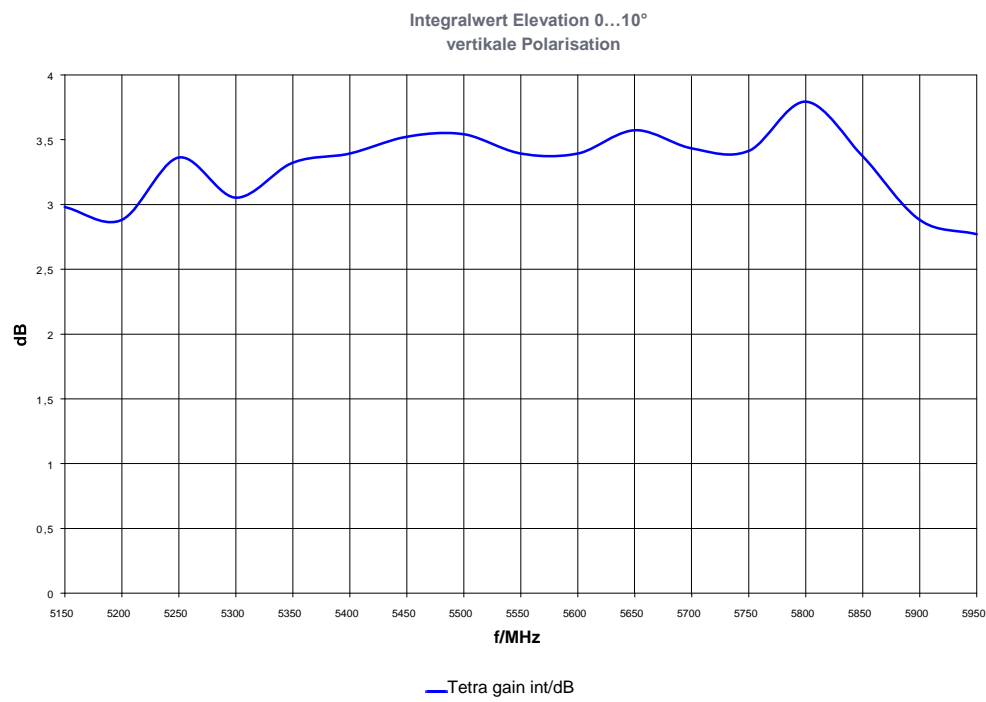
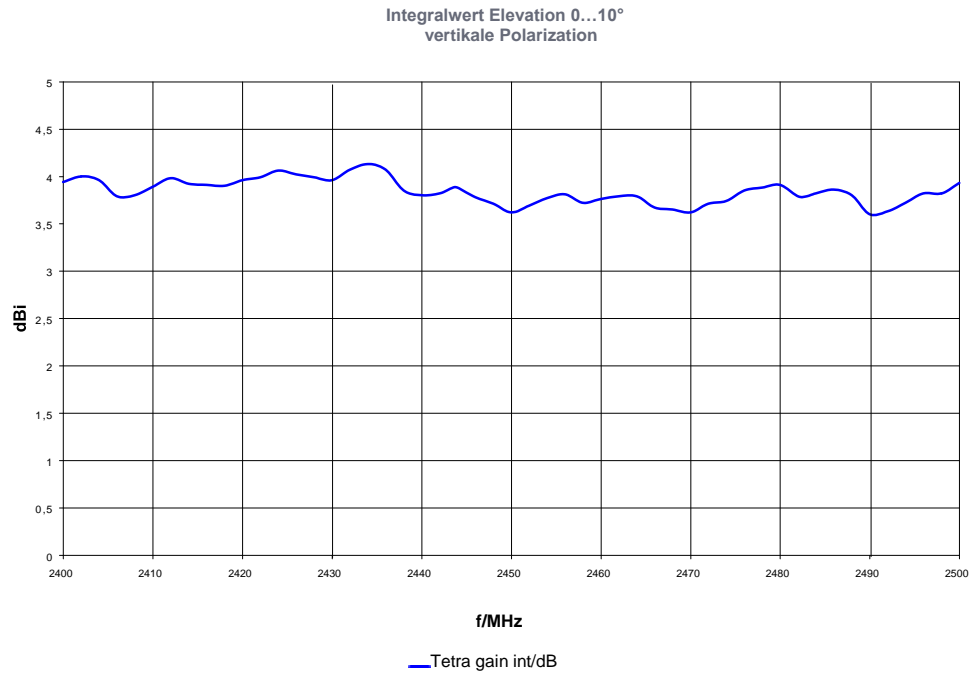


120126_09_M2M_WLAN_VSWR

Subject to alterations

Antenna diagrams

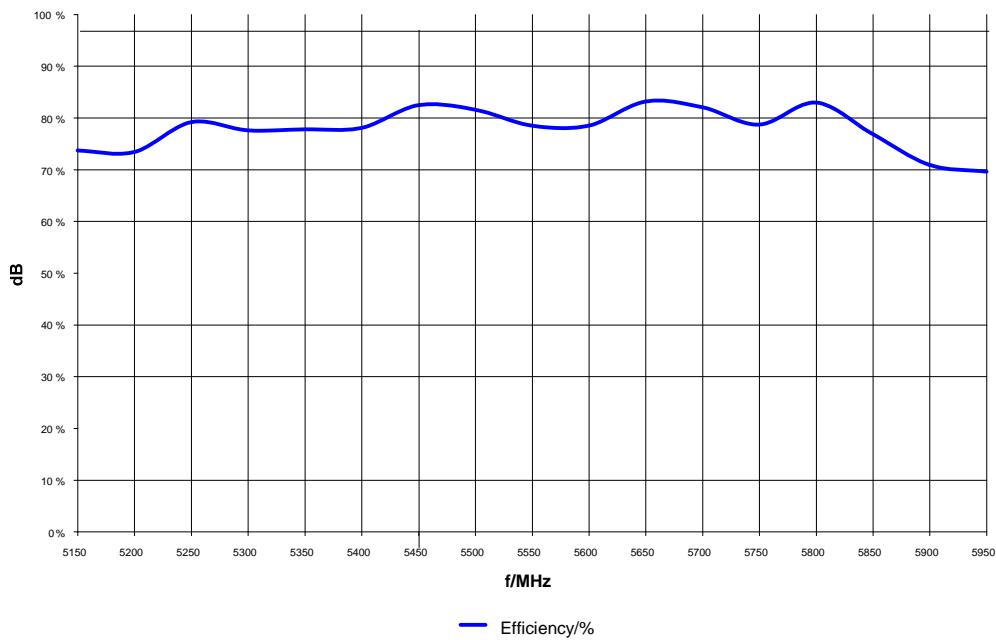
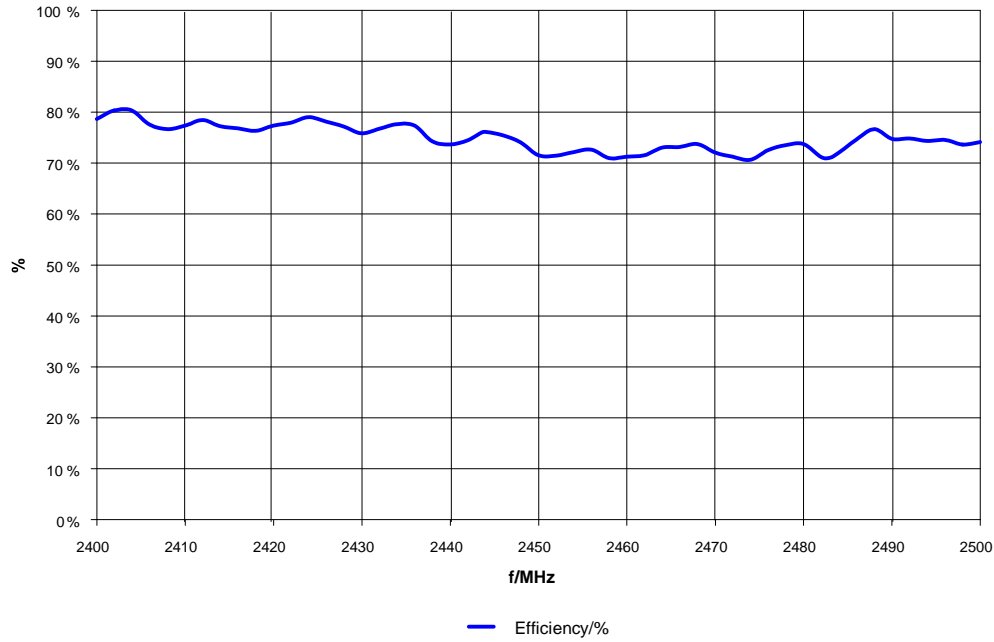
Integral level



Subject to alterations

Antenna diagrams

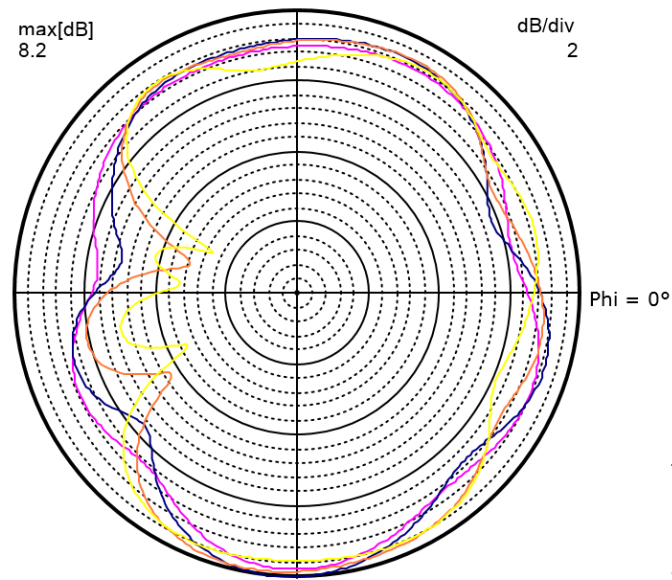
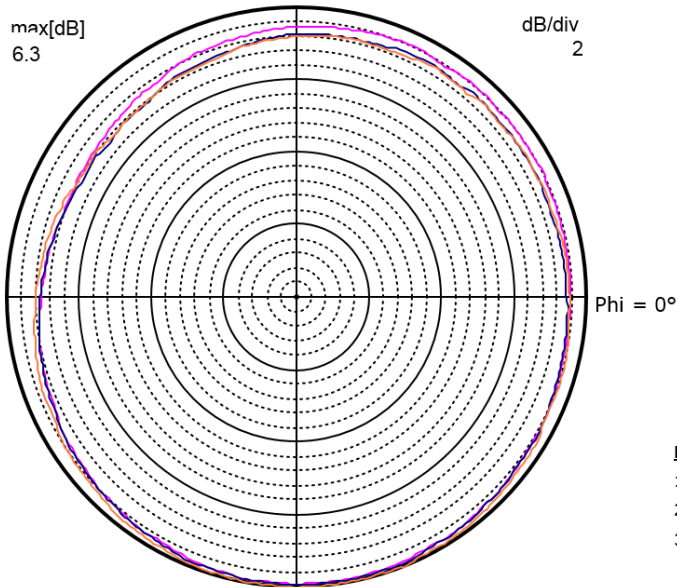
Efficiency



Subject to alterations

Antenna diagrams

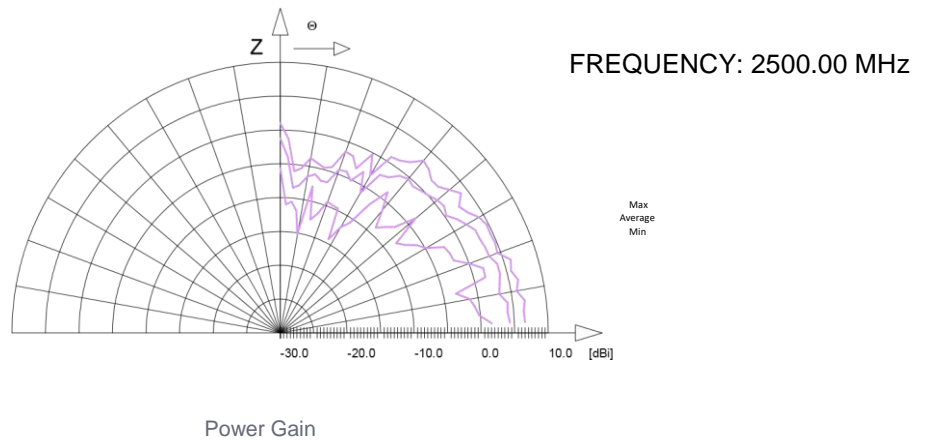
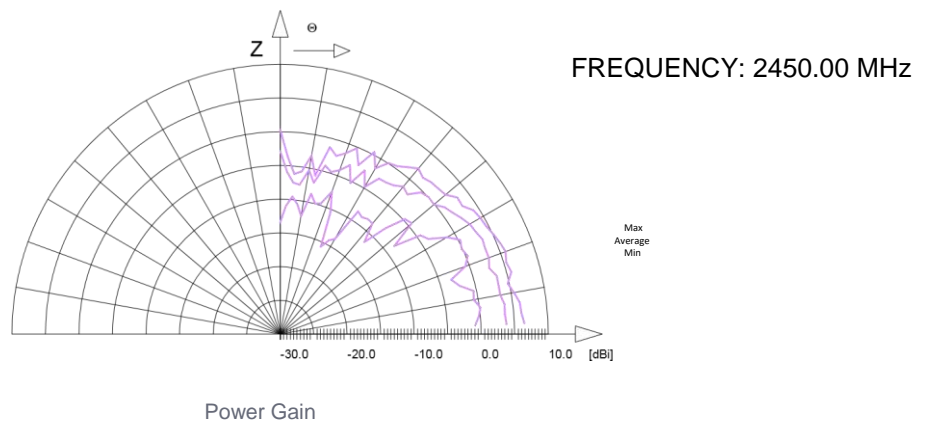
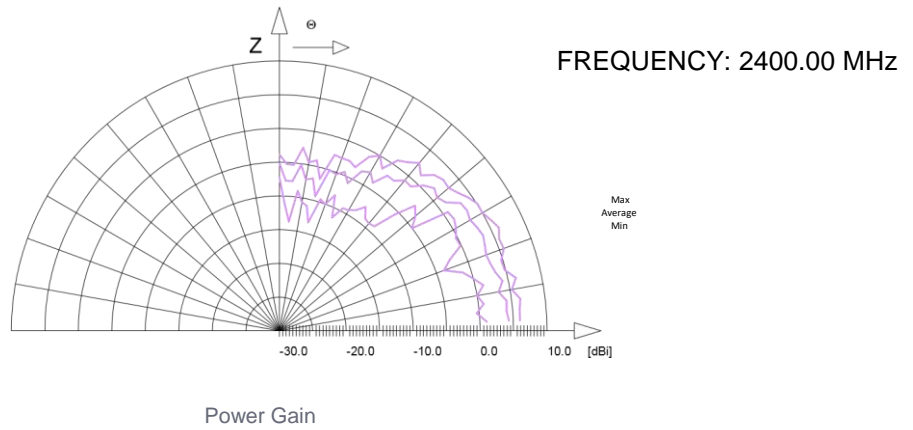
Typical radiation pattern (H-plane)



Subject to alterations

Antenna diagrams

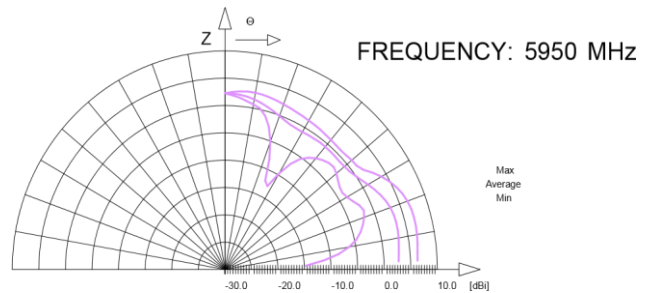
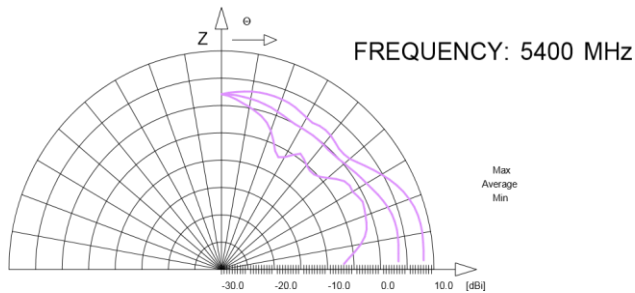
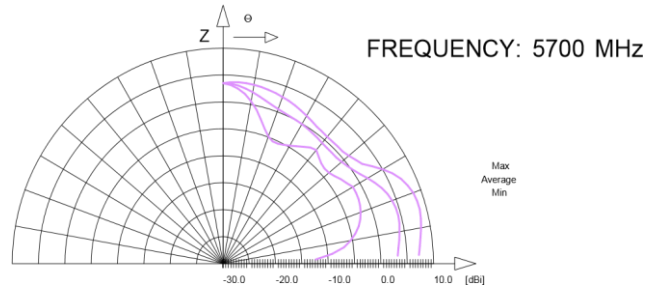
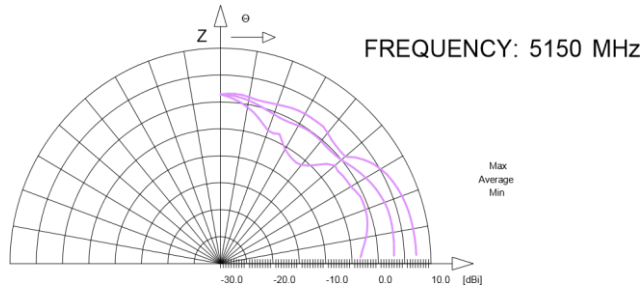
Typical radiation patter (V-plane)



Subject to alterations

Antenna diagrams

Typical radiation patter (V-plane)



www.te.com/hirschmann-mobility
hirschmann-mobility@te.com

TE, TE Connectivity, TE connectivity (logo), and EVERY CONNECTION COUNTS are trademarks.
Hirschmann is a trademark.

Bluetooth is a trademark.

The information given herein, including drawings, illustrations and schematics which are intended for illustration purposes only, is believed to be reliable. However, TE Connectivity makes no warranties as to its accuracy or completeness and disclaims any liability in connection with its use. TE Connectivity's obligations shall only be as set forth in TE Connectivity's Standard Terms and Conditions of Sale for this product and in no case will TE Connectivity be liable for any incidental, indirect or consequential damages arising out of the sale, resale, use or misuse of the product. Users of TE Connectivity products should make their own evaluation to determine the suitability of each such product for the specific application.

© 2019 TE Connectivity Ltd. family of companies All Rights Reserved.