
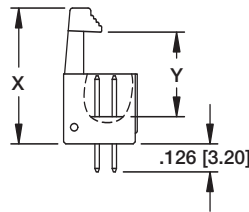
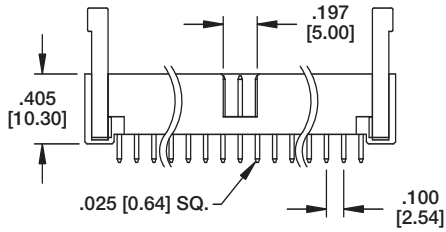
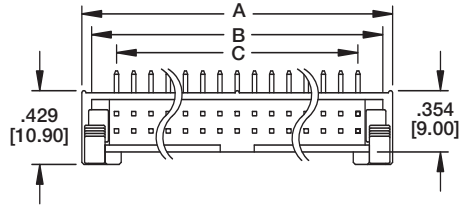



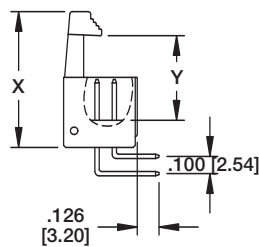
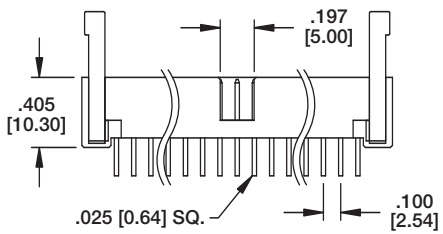
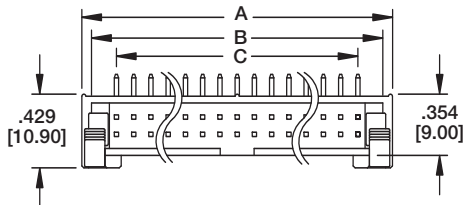
BHR
STRAIGHT MOUNT BOX HEADER
WITH LATCHES



BHR-34-VUA-LL

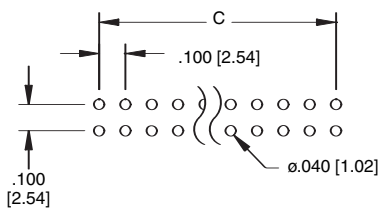
A = .100 [2.54] X No. of Positions /2 + .301
B = .100 [2.54] X No. of Positions /2 + .189
C = .100 [2.54] X No. of Positions /2

BHR
RIGHT ANGLE MOUNT BOX HEADER
WITH LATCHES



BHR-34-HUA-LL

A = .100 [2.54] X No. of Positions /2 + .301
B = .100 [2.54] X No. of Positions /2 + .189
C = .100 [2.54] X No. of Positions /2



Recommended PCB Layout

LATCH TYPE	DIMENSIONS	
	X	Y
LONG LATCH (-LL)	1.035 [26.30]	.575 [14.60]
SHORT LATCH (-SL)	.901 [22.90]	.417 [10.60]