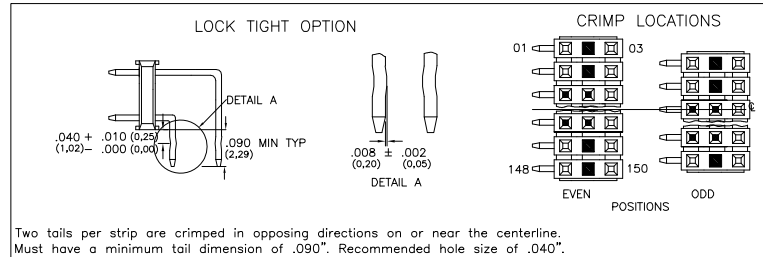
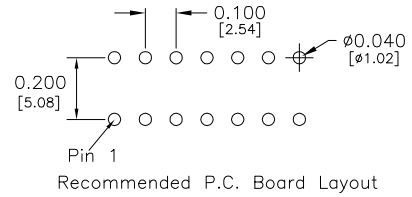
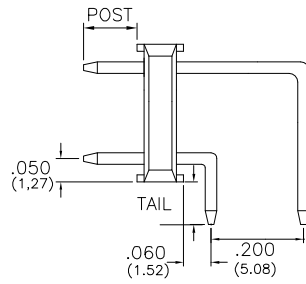
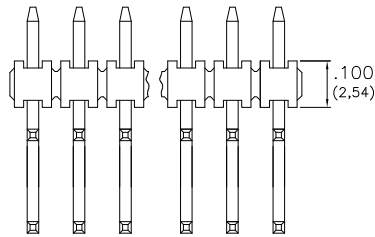
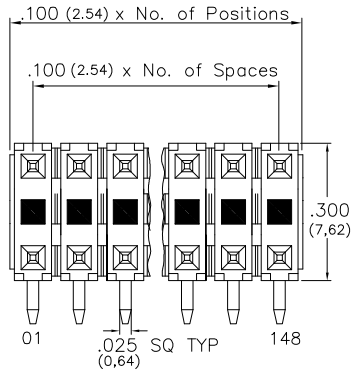


# Major League Electronics .100 cl Low Profile Terminal Strip Header - Custom Right Angle



Two tails per strip are crimped in opposing directions on or near the centerline. Must have a minimum tail dimension of .090". Recommended hole size of .040".

Length (L) – Post Height (P) – .190 (4.83) = Tail Length (T)

Tails may be clipped to achieve desired pin length

## Ordering Information

LTSHCR-1 [ ] - J - [ ] - [ ] - [ ] - [ ] - [ ] - X - LF

Pins Per Row  
01 - 50

Row Specification  
J = Jump Middle Row

Lead Free

Every Other Pin Filled (.200 Centers)  
Leave blank if not needed  
E = Filled

Polarized Position  
Leave blank if not needed  
If required, specify empty pin position, e.g. 012 for Pin 12

Lock Tight "LT" (Optional)  
Leave blank if not needed  
LT = With

Max Post		Pin Option		
	Length			
.150	3.81mm	.430	10.92mm	06
.250	6.36mm	.530	13.46mm	14
.350	8.89mm	.630	16.00mm	16
.450	11.43mm	.730	18.54mm	20
.550	13.97mm	.830	21.08mm	22
.650	16.51mm	.930	23.62mm	24
.750	19.05mm	1.030	26.16mm	26
.850	21.59mm	1.130	28.70mm	28
.950	24.13mm	1.230	31.24mm	30

Desired Post Height  
Please specify  
e.g. .100 (2.54) = 100

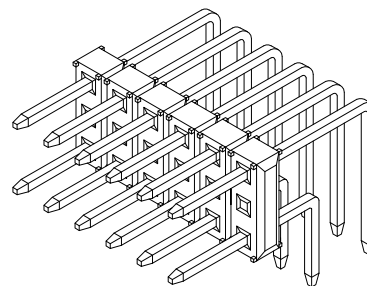
Plating Options	
G	- 10μ Gold on Contact area/Flash on Tail
T	- Matte Tin all Over
GT	- 10μ Gold on Contact Area / Matte Tin on Tail
H	- 30μ Gold on Contact Area / Matte Tin on Tail
F	- Gold Flash Over Entire Pin

## Specifications

- Current Rating: 3.0 Ampere
- Insulation Resistance: 1000MΩ Min.
- Dielectric Withstanding: 600V AC
- Contact Resistance: 20 mΩ Max.
- Operating Temperature: -40°C to + 105°C
- Max. Process Temperature:
  - Peak: 260°C up to 20 secs.
  - Process: 230°C up to 60 secs.
  - Wave: 260°C up to 6 secs.
  - Manual Solder: 350°C up to 5 secs.

## Materials

- Contact Material: Phosphor Bronze
- Insulator Material: Nylon 6T
- Plating: Au or Sn over 50μ" (1.27) Ni



## Mates with:

- BCSS,
- BSSH,
- BSSHC,
- BSSQ,
- BSSQC,
- BSSQM,
- LBCSS,
- LSMBC,
- LSWSS,
- SMBC,
- SSHQ,
- SSHQR,
- SSHR,
- SSHS,
- SSHSM

Products cut to specific sizes are uncancellable/nonreturnable

Parts are subject to change without notice

LTSHCR-1-J SERIES

.100 cl Jump Middle Row - Right Angle  
Low Profile Terminal Strip Header - Custom

16 JAN 07

Scale  
NTS

UNLESS OTHERWISE SPECIFIED  
DIMENSIONS IN INCHES (MM)  
TOLERANCES ARE:

ONE PLACE DECIMALS ±.100  
TWO PLACE DECIMALS ±.010  
THREE PLACE DECIMALS ±.005  
FOUR PLACE DECIMALS ±.0020  
ANGLES  
±.5°



4235 Earnings Way, New Albany, Indiana, 47150, USA  
1-800-782-3486 (USA/Canada/Mexico)  
Tel: 812-944-7244  
Fax: 812-944-7268  
E-mail: mle@mlelectronics.com  
Web: www.mlelectronics.com

Edition  
1

Sheet  
1/1