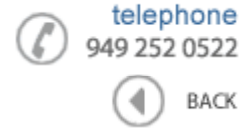




Data Sheet



Product Category: RF SAW Filter

Part Number	Package	Application	Last Modified
862-RF1690.0M-A	3.0 x 3.0 SMD	Wireless	Jan. 01, 2007

TYPE :

Wireless, Balanced RF SAW Filter

PART NUMBER :

862-RF1690.0M-A

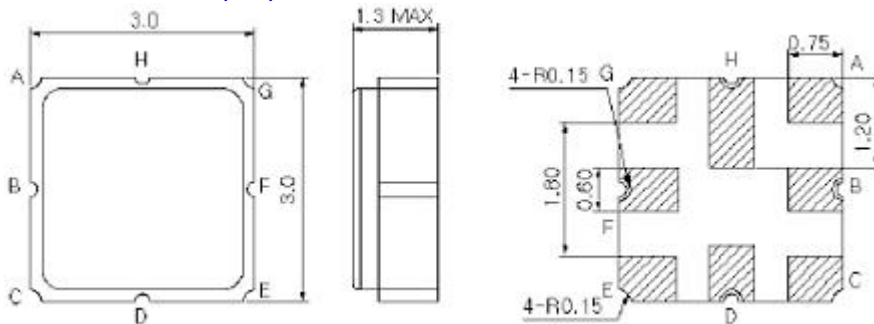


OPERATING CONDITIONS / ELECTRICAL CHARACTERISTICS

PARAMETERS	Condition	Minimum	Typical	Maximum	Units
Center Frequency (Fo)	-	-	1690.0	-	MHz
Maximum Insertion Loss	1679.7~1698.8 MHz	-	3.3	4.5	dB
Attenuation:	54.0~1100.0 MHz	45	54	-	dB
	3262.7~3352.6 MHz	18	22	-	dB
	4911.0~5009.0 MHz	25	32	-	dB
	6559.4~6665.1 MHz	18	22	-	dB
	8211.1~8319.4 MHz	20	28	-	dB
Group Delay Ripple	1679.7~ 1698.8 MHz	-	7.0	15.0	dB
Input/ Output VSWR	1679.7~ 1698.8 MHz	-	2.10	2.50	-
Source Impedance (balanced ended)*	-	-	200	-	ohm
Load Impedance (balanced ended)*	-	-	200	-	ohm
Maximum DC Voltage	-	-	-	3	V
Maximum Input Power	-	-	-	0	dBm
Operating Temperature	-	-10	-	+70	°C

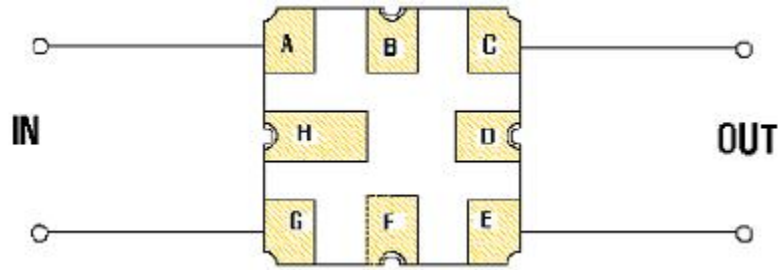
* No Matching Network

PACKAGE OUTLINE (mm)



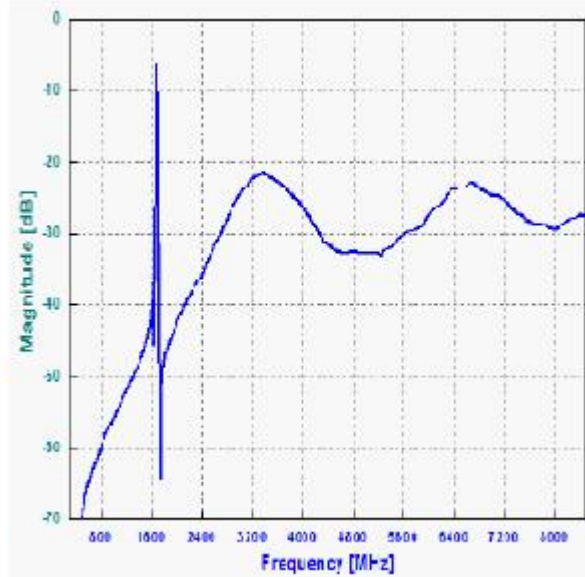
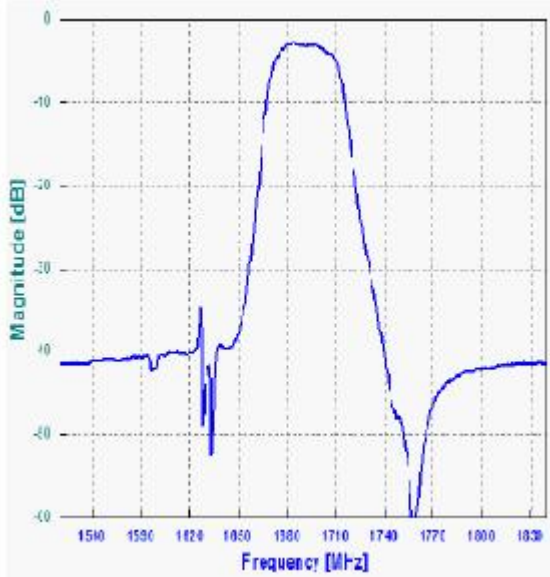
PIN LAYOUT	
A	In
B	Ground
C	Out
D	Ground
E	Out
F	Ground
G	In
H	Ground

TEST FIXTURE

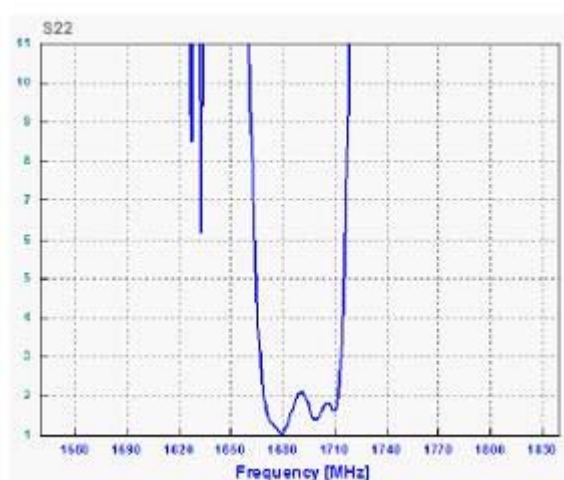
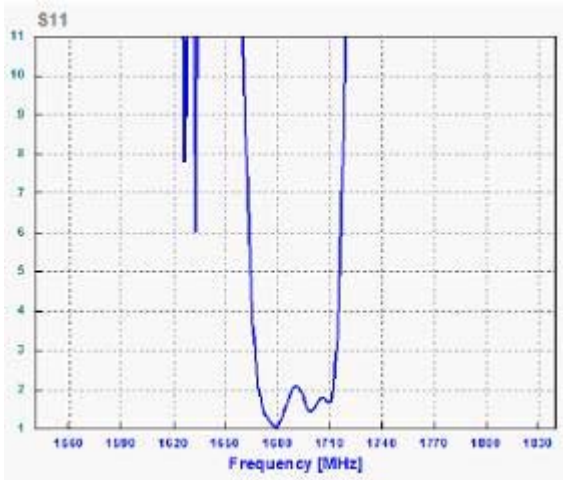


Load Impedance = 200 ohms
 Source Impedance = 200 ohms

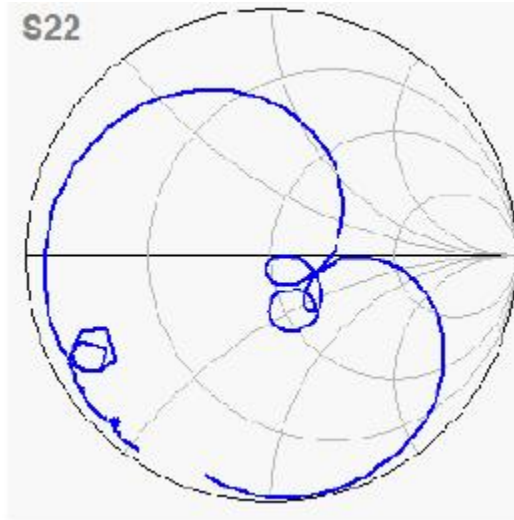
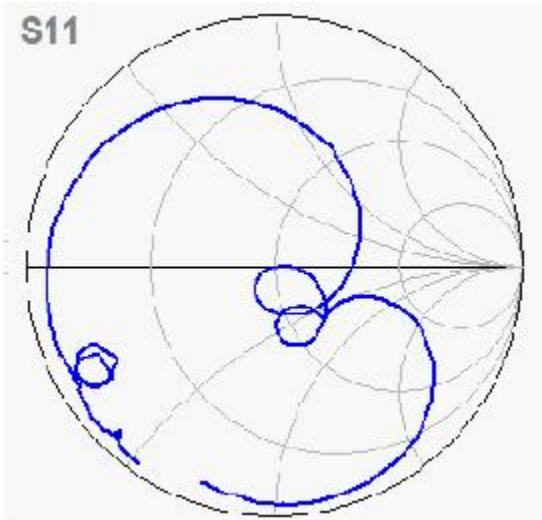
FREQUENCY RESPONSE



VSWR



SMITH CHART



Oscilent Corporation - CALL **949.252.0522**
18195 East McDermott Street , Building D , Irvine , CA 92614 , USA
Fax: 949.252.0599 , E-Mail: Sales@Oscilent.com

Part No.: 862-RF1690.0M-A