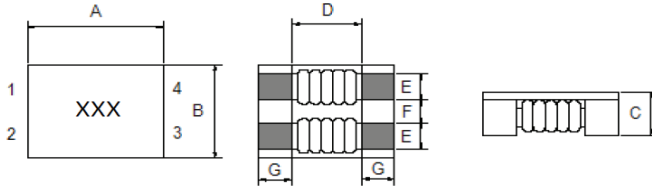





SMD High Current Common Mode Filter

PCMF1211S

Dimensions: (mm)



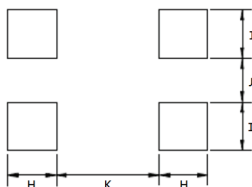
A	B	C	D	E	F	G
12.0±0.50	10.8±0.50	6.40(Max)	7.0(Ref.)	2.70±0.20	2.5±0.20	2.50±0.20



Allied Part Number	Impedance (N1=N2) (Ω)@100MHz		Test Freq. MHz	DCR (mΩ) MAX N1=N2	IDC (A) MAX	Insulation Resistance (MΩ) Min	Rated Volt. (V) MAX
	Min.	Typ.					
PCMF1211S-800	80	230	100	2.0	10	10	125
PCMF1211S-701	500	700	100	6.0	8.0	10	125
PCMF1211S-801	600	800	100	8.0	8.0	10	125
PCMF1211S-102	750	1000	100	14.0	8.0	10	125
PCMF1211S-222	2200	2500	100	35	1.8	10	125
PCMF1211S-272	2300	2700	100	50	1.5	10	125

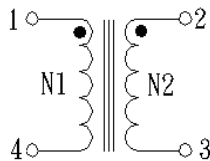
All specifications subject to change without notice.

Recommended Land pattern

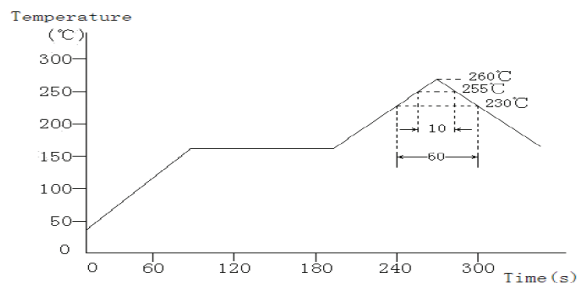


H(mm)	I(mm)	J(mm)	K(mm)
2.70 Ref.	2.90 Ref.	2.30 Ref.	6.80 Ref.

Schematic:



Reflow Solder Profile



Features

- SMD Common Mode Filter
- Low profile
- High Current
- Ideal for pick and place
- For USB 2.0 IEEE, 394, LVDS Applications

Electrical

Min Impedance Range: 80Ω - 2300Ω

Operating Temp: -40°C to +105°C

IDC: Current at which the Temperature rise reaches 40°C

Resistance to Soldering Heat

Pre-Heat: 150°-180°C, 90±30 Sec

Solder Temp: 245°C ± 5°C for 30sec ± 10sec.

Solder Composition: Sn/Ag3.0/Cu0.5

Test Equipment

Impedance: HP4291B, Impedance Analyzer

DCR: CH16502


Irms Current: HP42841A+HP4284A

Leakage: CH19073

Physical

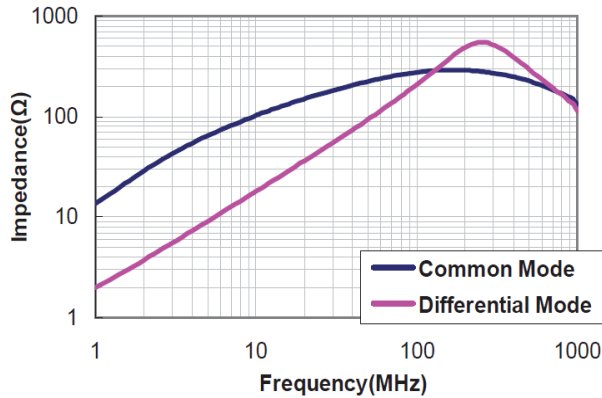
Packaging: 500pcs per reel

Marking: EIA Inductance Code

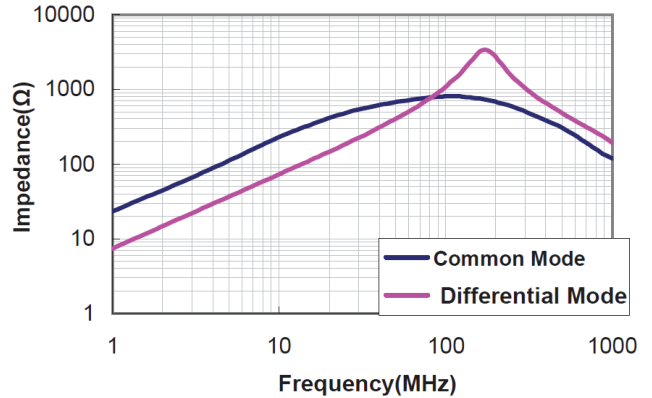


Typical Performance Curve

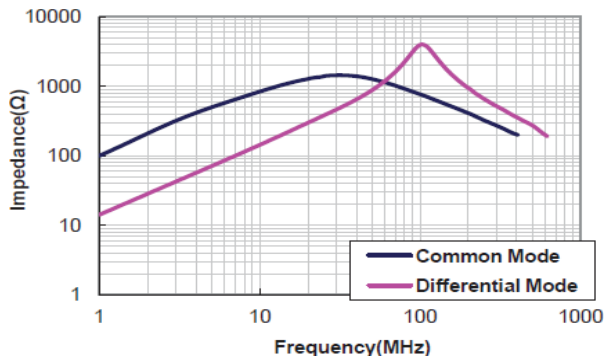
PCMF1211S-800



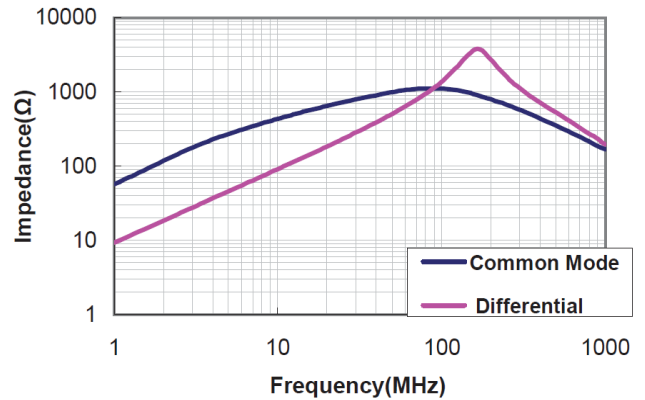
PCMF1211S-701



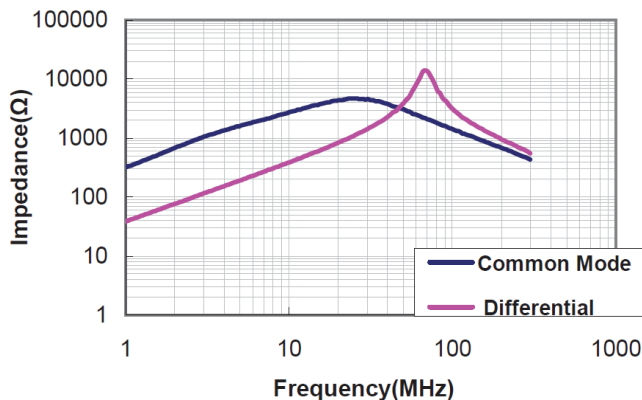
PCMF1211S-801



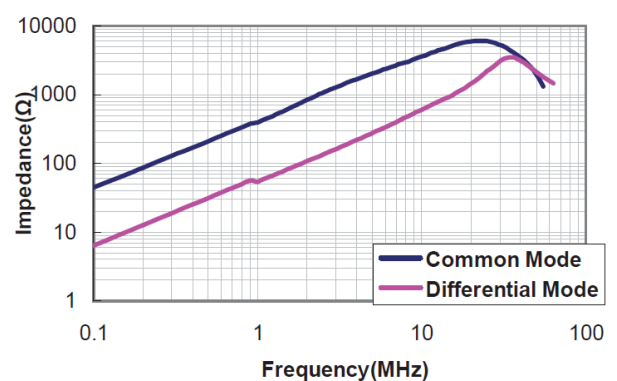
PCMF1211S-102



PCMF1211S-222



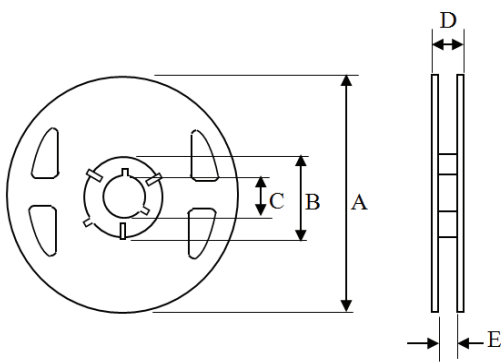
PCMF1211S-272





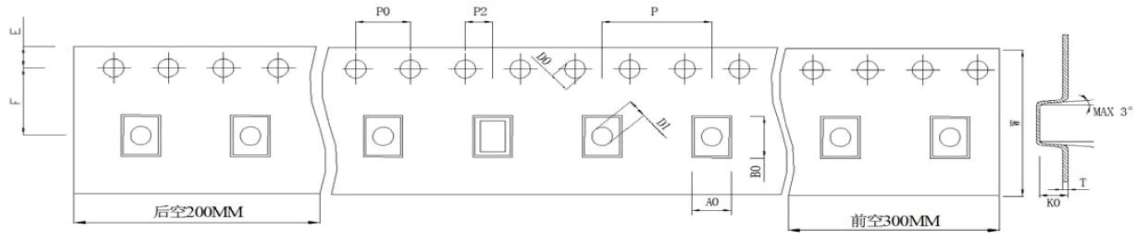
Packaging Information

Reel Dimension



A	B	C	D	E
330	100	13.3	28.5	24.5

Tape Dimension



(Dimension in mm: Tolerance:  $\pm 0.1$ )

Reel Packaging	W	AO	BO	KO	E	F
500	24 $\pm 0.3$	14 $\pm 0.1$	14 $\pm 0.1$	6.6 $\pm 0.1$	1.75 $\pm 0.1$	11.5 $\pm 0.1$
	P	PO	P2	DO	D1	T
	16 $\pm 0.1$	4.0 $\pm 0.1$	2.0 $\pm 0.1$	1.5 $\pm 0.1$	1.5 $\pm 0.3$	0.4 $\pm 0.05$