

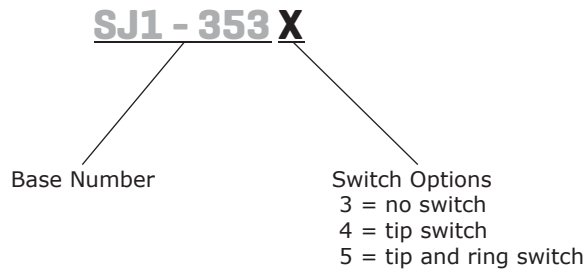
**SERIES:** SJ1-353    **DESCRIPTION:** 3.5 MM AUDIO JACKS

**FEATURES**

- low profile design
- threaded with nut
- switch options include:
  - no switch
  - tip switch
  - tip and ring switch



**PART NUMBER KEY**



**SPECIFICATIONS**

parameter	conditions/description	min	typ	max	units
rated input voltage			12		Vdc
rated input current				1	A
contact resistance	between terminal and mating plug			50	mΩ
	between terminal in a closed circuit*			30	mΩ
insulation resistance	at 500 Vdc	100			MΩ
voltage withstand	at 50/60Hz for 1 minute			500	Vac
insertion/withdrawal force		0.3		3	kg
terminal strength	any direction for 10 seconds			500	g
operating temperature		-25		85	°C
life			5,000		cycles

Notes: \*When measured at a current of less than 100 mA / 1 kHz

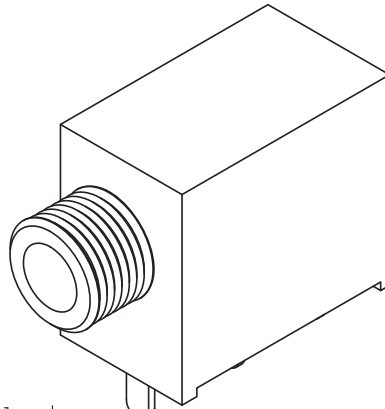
**SOLDERABILITY**

parameter	conditions/description	min	typ	max	units
wave soldering	dipped in solder pot for 5±0.5 seconds at	255	260	265	°C

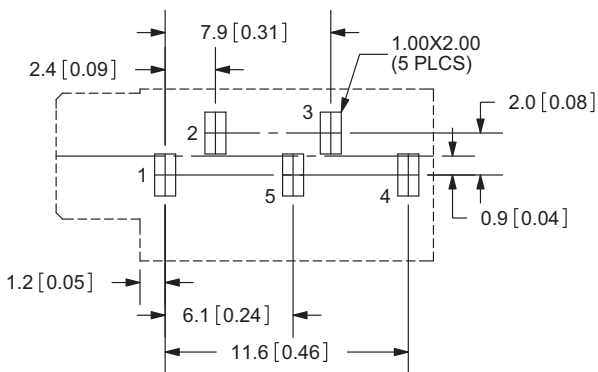
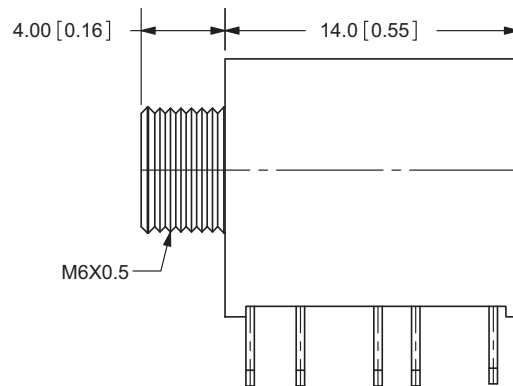
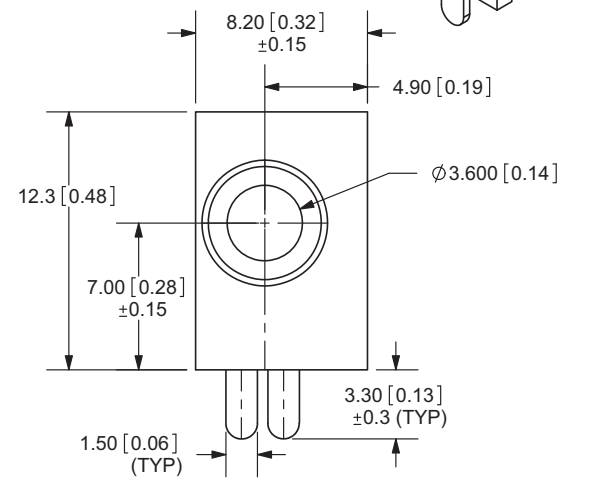
## MECHANICAL DRAWING

units: mm[inches]

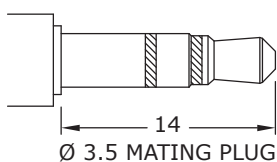
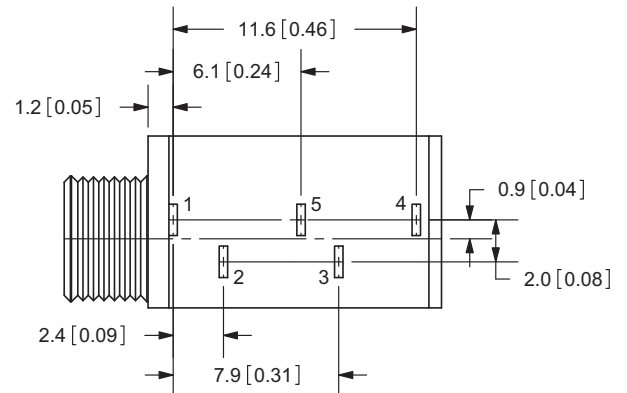
TOLERANCE:  
 X.X ±0.2mm  
 X.XX ±0.1mm  
 X.XXX ±0.05mm



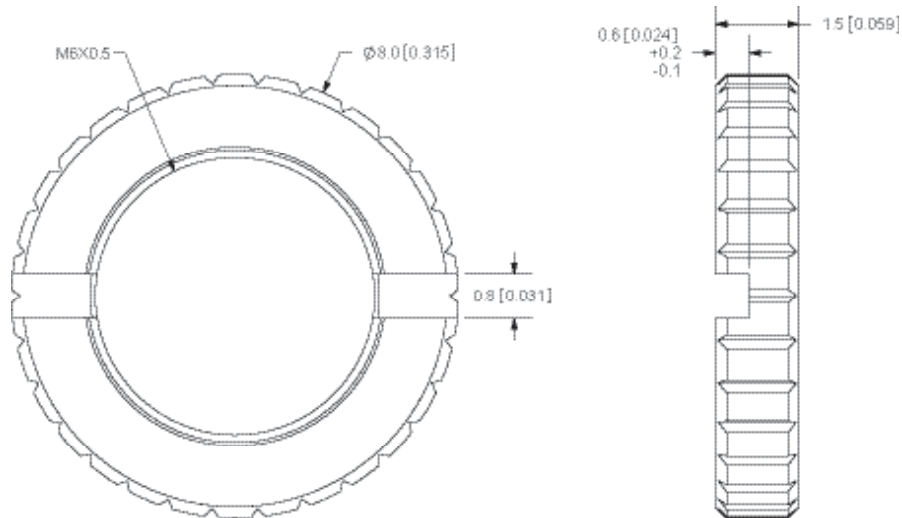
	MATERIAL	PLATING
terminal 1	brass	tin
terminal 2	brass	tin
terminal 3	brass	tin
terminal 4	brass	tin
terminal 5	brass	tin
bushing	brass	nickel
spring	stainless steel	
plastic	PBT	



PCB LAYOUT  
TOP VIEW



Model No.	SJ1-3533	SJ1-3534	SJ1-3535
Schematic			
PIN			
1	sleeve	sleeve	sleeve
2	tip	tip	tip
3	ring	ring	ring
4	NP	tip switch	tip switch
5	NP	NP	ring switch



## REVISION HISTORY

rev.	description	date
1.0	initial release	12/01/2005
1.01	new template applied	12/21/2011

The revision history provided is for informational purposes only and is believed to be accurate.



Headquarters  
20050 SW 112th Ave.  
Tualatin, OR 97062  
800.275.4899

Fax 503.612.2383  
cui.com  
techsupport@cui.com

CUI offers a one (1) year limited warranty. Complete warranty information is listed on our website.

CUI reserves the right to make changes to the product at any time without notice. Information provided by CUI is believed to be accurate and reliable. However, no responsibility is assumed by CUI for its use, nor for any infringements of patents or other rights of third parties which may result from its use.

CUI products are not authorized or warranted for use as critical components in equipment that requires an extremely high level of reliability. A critical component is any component of a life support device or system whose failure to perform can be reasonably expected to cause the failure of the life support device or system, or to affect its safety or effectiveness.