

Features

- Formerly J. W. Miller® model
- Available in E12 values
- Inductance as low as 1.2 μH
- Current rating to 6.6 amps
- RoHS compliant*

Applications

- Input/output of DC/DC converters
- Power supplies for:
 - Portable communication equipment
 - Camcorders
 - LCD TVs
 - Car radios

PM127SH Series - Shielded SMD Power Inductors

Electrical Specifications

Bourns Part No.	Inductance 100 kHz		Q Typ.	Test Frequency (MHz)	SRF Typ. (MHz)	RDC Max. (m Ω)	I rms Max. (A)	I sat Typ. (A)
	(μH)	Tol. %						
PM127SH-1R2N-RC	1.2	-20 to +40	28	7.96	83	18.0	9.80	9.80
PM127SH-2R4N-RC	2.4	-20 to +40	20	7.96	45	10.0	9.20	10.50
PM127SH-3R5N-RC	3.5	-20 to +40	20	7.96	36	12.0	8.80	9.80
PM127SH-4R7N-RC	4.7	-20 to +40	22	7.96	30	15.5	8.20	8.80
PM127SH-6R1N-RC	6.1	-20 to +40	20	7.96	23	18.0	6.60	7.80
PM127SH-7R6N-RC	7.6	-20 to +40	15	7.96	21	20.0	5.90	6.50
PM127SH-100M-RC	10.0	± 20	24	2.52	17	19.5	6.00	6.30
PM127SH-120M-RC	12.0	± 20	26	2.52	15	28.0	5.60	6.60
PM127SH-150M-RC	15.0	± 20	26	2.52	13	28.5	5.20	5.00
PM127SH-180M-RC	18.0	± 20	24	2.52	12	35.0	4.80	4.60
PM127SH-220M-RC	22.0	± 20	20	2.52	11	38.6	4.30	4.10
PM127SH-270M-RC	27.0	± 20	26	2.52	10	52.0	3.90	3.70
PM127SH-330M-RC	33.0	± 20	28	2.52	9.5	57.0	3.50	3.30
PM127SH-390M-RC	39.0	± 20	24	2.52	8.5	70.0	3.20	3.10
PM127SH-470M-RC	47.0	± 20	24	2.52	7.5	80.0	2.90	2.80
PM127SH-560M-RC	56.0	± 20	24	2.52	7.0	100.0	2.60	2.50
PM127SH-680M-RC	68.0	± 20	20	2.52	6.5	120.0	2.40	2.30
PM127SH-820M-RC	82.0	± 20	20	0.796	5.0	130.0	2.30	2.20
PM127SH-101M-RC	100.0	± 20	18	0.796	4.5	150.0	2.10	2.00
PM127SH-121M-RC	120.0	± 20	16	0.796	4.3	200.0	1.95	1.95
PM127SH-151M-RC	150.0	± 20	24	0.796	4.1	270.0	1.85	1.90
PM127SH-181M-RC	180.0	± 20	24	0.796	4.0	300.0	1.75	1.88
PM127SH-221M-RC	220.0	± 20	24	0.796	3.4	400.0	1.60	1.70
PM127SH-271M-RC	270.0	± 20	20	0.796	3.1	450.0	1.20	1.60
PM127SH-331M-RC	330.0	± 20	18	0.796	2.9	600.0	1.10	1.40
PM127SH-391M-RC	390.0	± 20	20	0.796	2.7	680.0	1.60	1.40
PM127SH-471M-RC	470.0	± 20	20	0.796	2.2	880.0	0.90	1.25
PM127SH-561M-RC	560.0	± 20	20	0.796	2.0	960.0	0.80	1.15
PM127SH-681M-RC	680.0	± 20	26	0.796	1.7	1300.0	0.75	0.97
PM127SH-821M-RC	820.0	± 20	20	0.796	1.4	1500.0	0.70	0.94
PM127SH-102M-RC	1000.0	± 20	40	0.252	1.3	1700.0	0.68	0.80

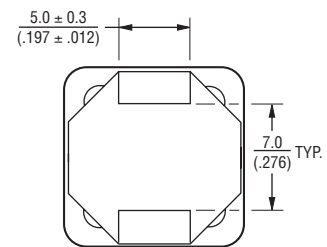
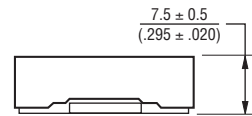
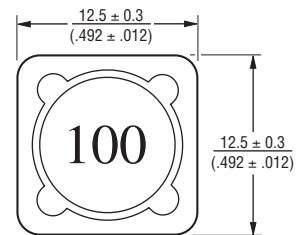
General Specifications

Test Voltage 0.1 V
 Reflow Soldering .. 230 °C, 50 sec. max.
 Operating Temperature
 -40 °C to +125 °C
 (Temperature rise included)
 Storage Temperature
 -40 °C to +125 °C
 Resistance to Soldering Heat
 260 °C for 10 sec.

Materials

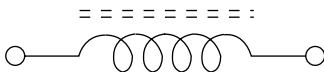
Core Ferrite DR and RI
 Wire Enamelled copper wire 130
 Terminal Cu/Ni/Sn
 Rated Current
 Ind. drop 25 % typ. at Isat
 Temperature Rise 40 °C max.
 at rated I rms
 Packaging 400 pcs. per reel

Product Dimensions

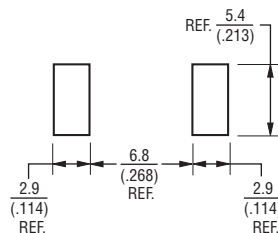


DIMENSIONS: $\frac{\text{MM}}{\text{(INCHES)}}$

Electrical Schematic



Recommended Layout

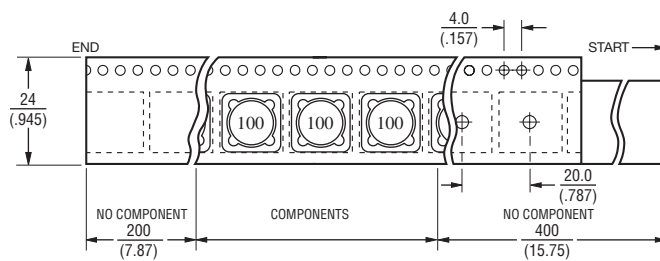
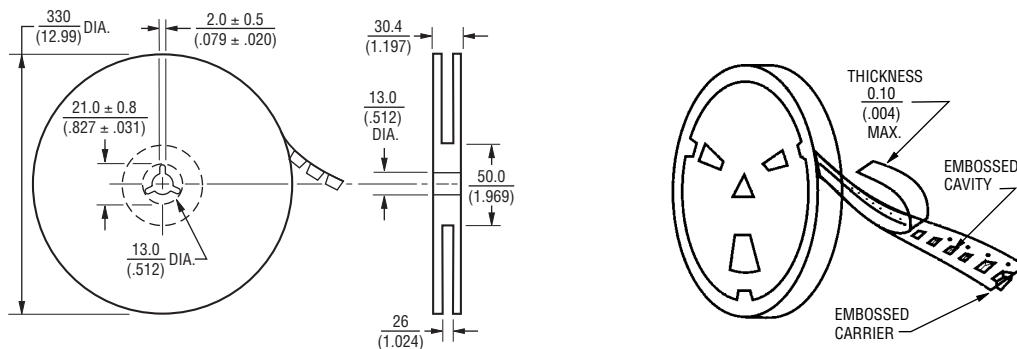


*RoHS Directive 2002/95/EC Jan. 27, 2003 including annex and RoHS Recast 2011/65/EU June 8, 2011.
 Specifications are subject to change without notice.
 Customers should verify actual device performance in their specific applications.

PM127SH Series - Shielded SMD Power Inductors

BOURNS®

Packaging Specifications



USER DIRECTION OF FEED →

QTY: 400 PCS. PER REEL

DIMENSIONS: $\frac{\text{MM}}{\text{(INCHES)}}$

REV. 05/11

Specifications are subject to change without notice.
Customers should verify actual device performance in their specific applications.