

### ■Features

- Low Saturation Voltage  $V_{CE(sat)}=1.8V$  typ.
- High Speed  $t_f=120ns$  typ.
- Low  $V_F$  FRD Included  $V_F=1.2V$  typ.

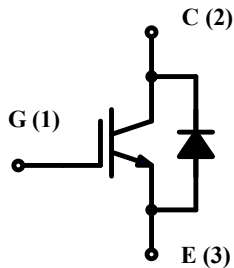
### ■Applications

- Current Resonance Inverter Switching
- Induction Heating Cooking

### ■Package----TO-3P



### ■Equivalent circuit



### Absolute maximum ratings

(Ta=25°C)

Characteristic	Symbol	Rating	Unit
Collector to Emitter Voltage	$V_{CES}$	600	V
Gate to Emitter Voltage	$V_{GES}$	$\pm 30$	V
Continuous Collector Current	$I_C$	50	A
Pulsed Collector Current	$I_C(\text{pulse})$ <sup>1)</sup>	100	A
Diode Continuous Forward Current	$I_F$	30	A
Diode pulsed Forward Current	$I_F(\text{pulse})$ <sup>1)</sup>	60	A
Maximum Power Dissipation	$P_C$	150 (Tc=25°C)	W
Thermal Resistance IGBT	$\theta_{j-c}$ IGBT	0.833	°C/W
Thermal Resistance Di	$\theta_{j-c}$ Di	1.67	°C/W
Junction Temperature	$T_j$	150	°C
Storage Temperature	$T_{stg}$	-55 to 150	°C

1)  $PW \leq 1ms$ , Duty cycle  $\leq 1\%$

---

**Electrical characteristics**


---

## ●IGBT

(Ta=25°C)

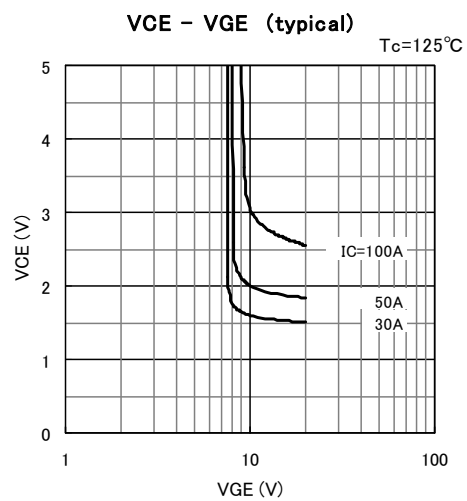
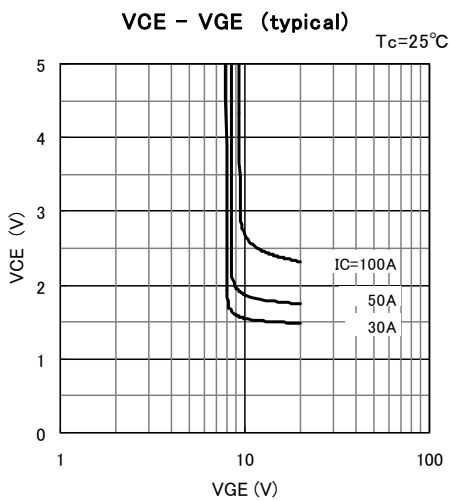
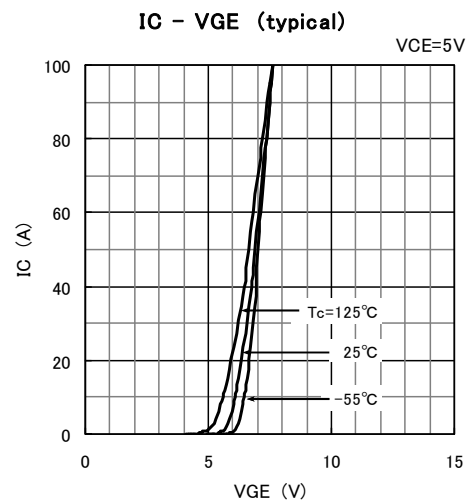
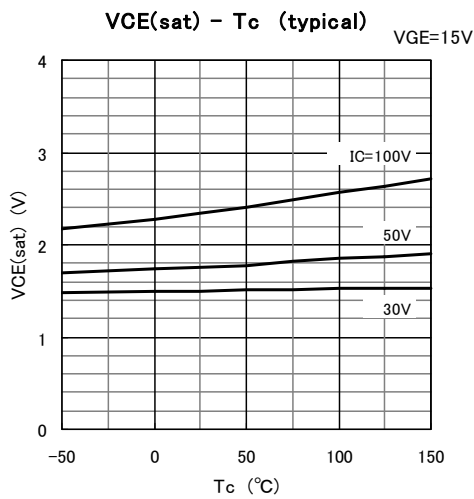
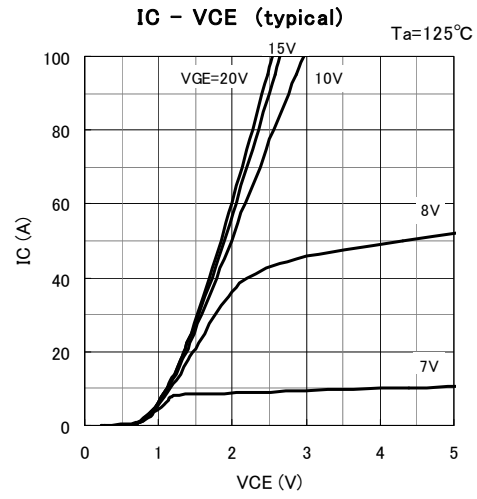
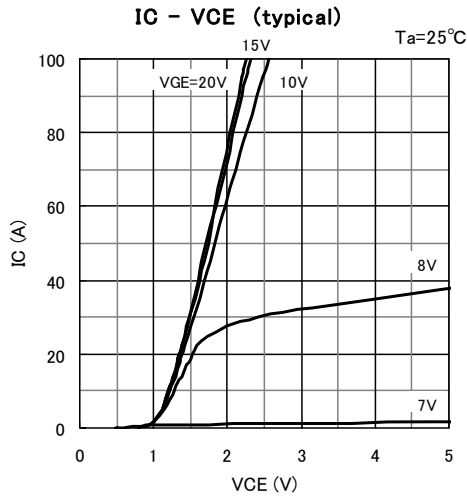
Characteristic	Symbol	Test Conditions	Limits			Unit
			MIN.	TYP.	MAX.	
Collector to Emitter Breakdown Voltage	V(BR)CES	IC=100μA, VGE=0V	600			V
Gate to Emitter Leakage Current	IGES	VGE=±30V			±500	nA
Collector to Emitter Leakage Current	ICES	VCE=600V, VGE=0V			100	μA
Gate Threshold Voltage	VGE(th)	VCE=10V, IC=1mA	3		6	V
Collector to Emitter Saturation Voltage	VCE(sat)	VGE=15V, IC=50A		1.8	2.4	V
Input Capacitance	Cies	VDS=20V VGS=0V f=1MHz		2500		pF
Output Capacitance	Coes			150		
Reverse Transfer Capacitance	Cres			80		
Turn-On Delay Time	td(on)	Inductive Load IC=50A VCC=300V VGS=15V, Rg=39Ω See Fig.1		75		ns
Rise Time	tr			100		
Turn-Off Delay Time	td(off)			300		
Fall Time	tf			120		

## ●Di

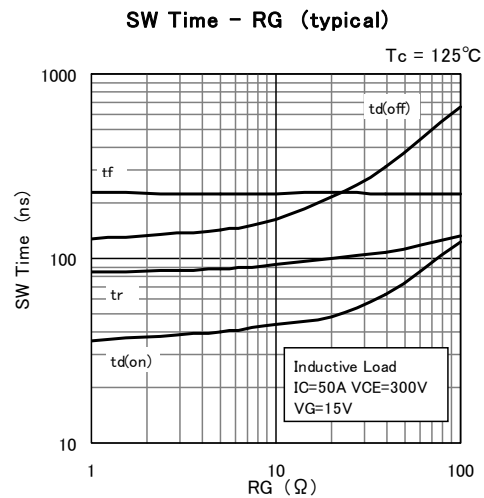
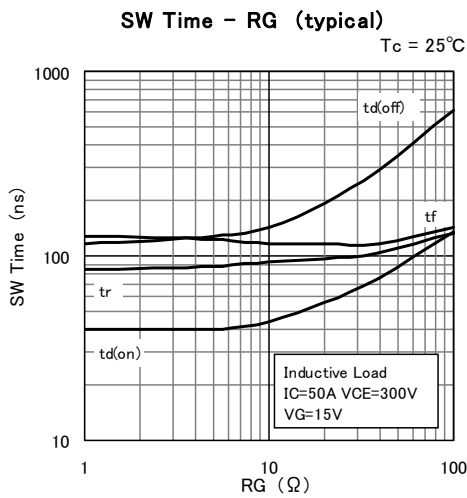
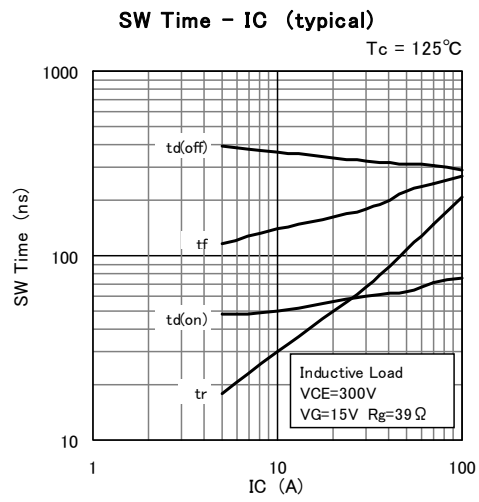
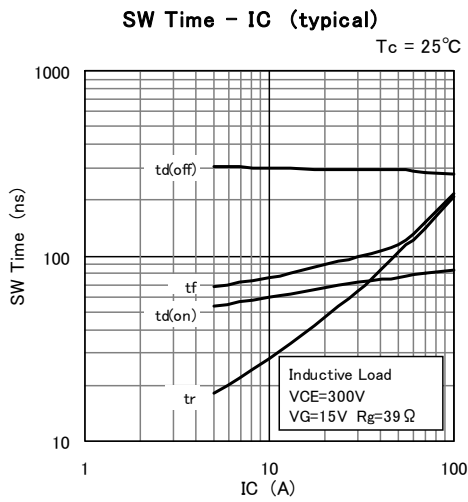
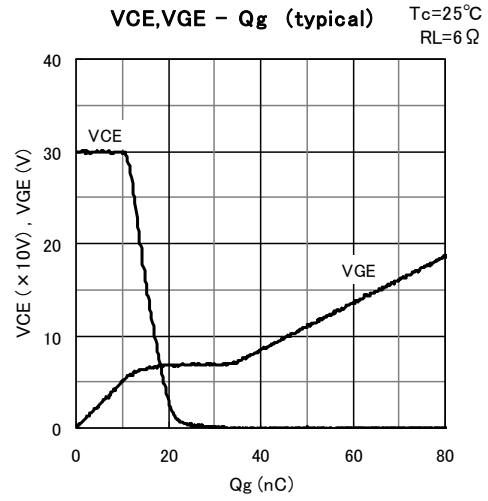
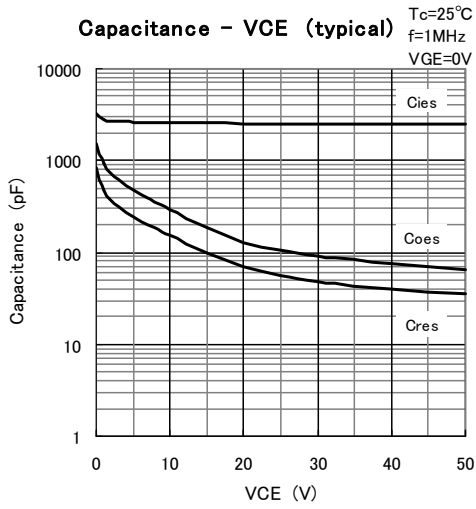
(Ta=25°C)

Characteristic	Symbol	Test Conditions	Limits			Unit
			MIN.	TYP.	MAX.	
Forward Voltage	VF	IF=30A		1.2	1.6	V
Reverse Recovery Time	trr	IF=30A di/dt=100A/μs		0.3		μs

## Characteristic Curves

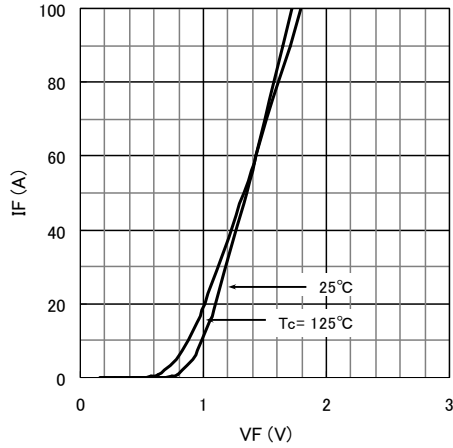


## Characteristic Curves

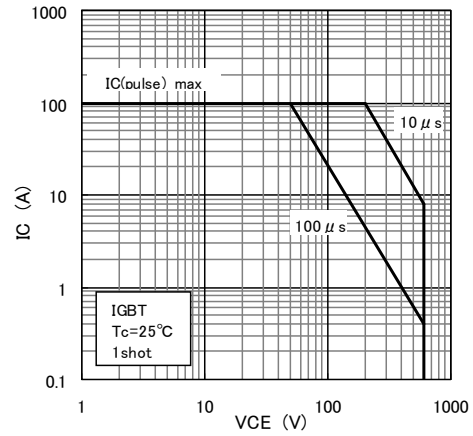


## Characteristic Curves

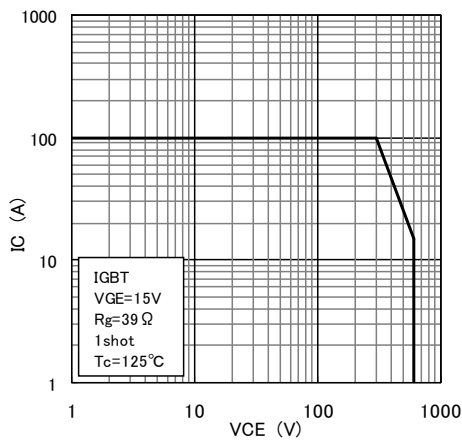
IF - VF (typical)



SAFE OPERATING AREA



Reverse Bias ASO



TRANSIENT THERMAL RESISTANCE - PULSE WIDTH

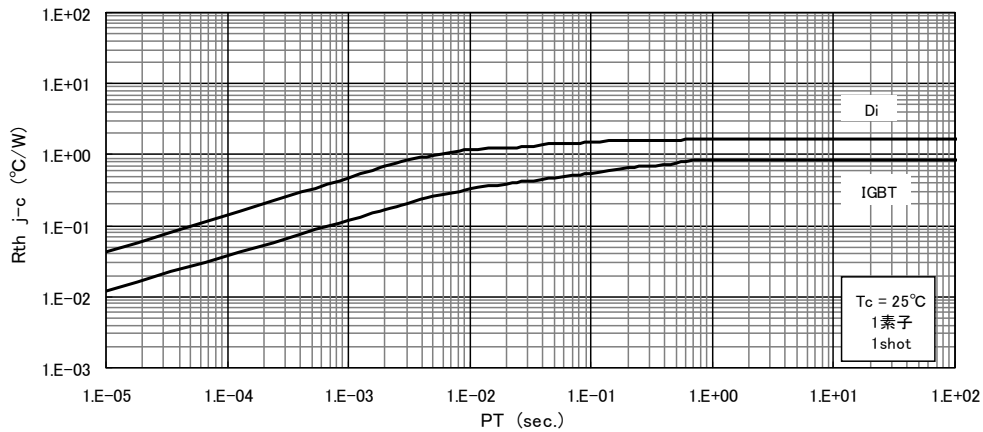
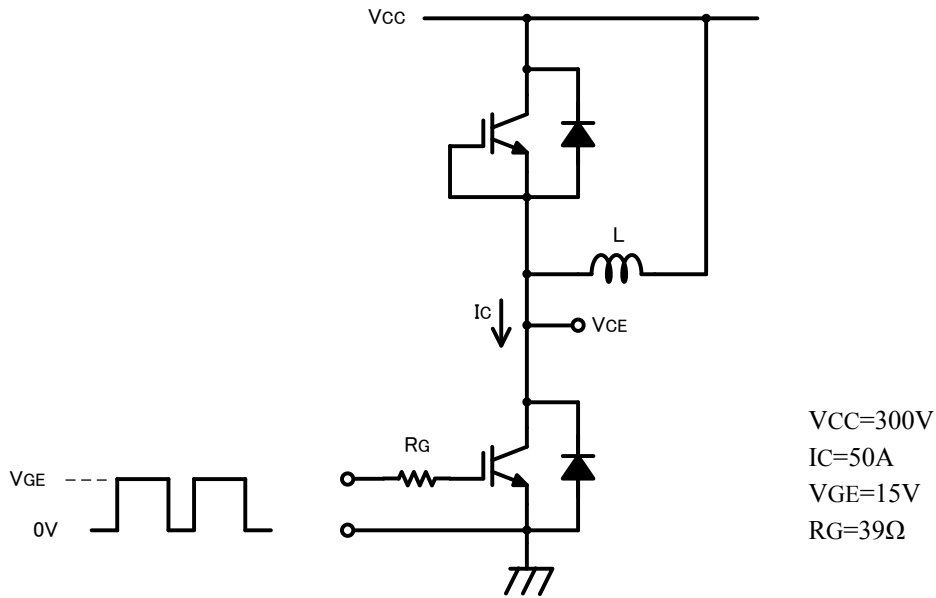
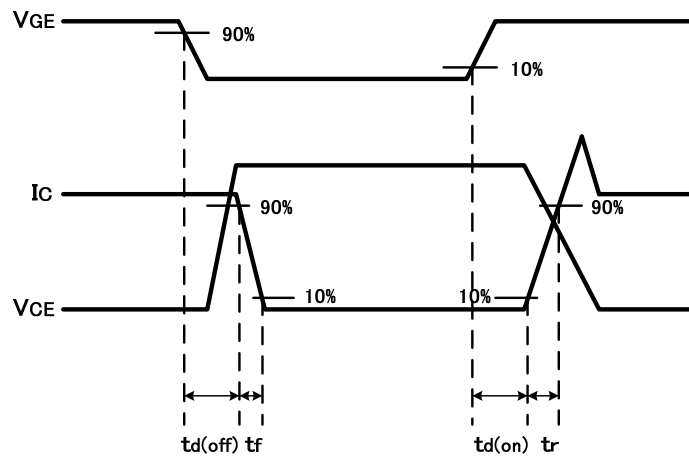


Fig.1 Switching Time Test Method



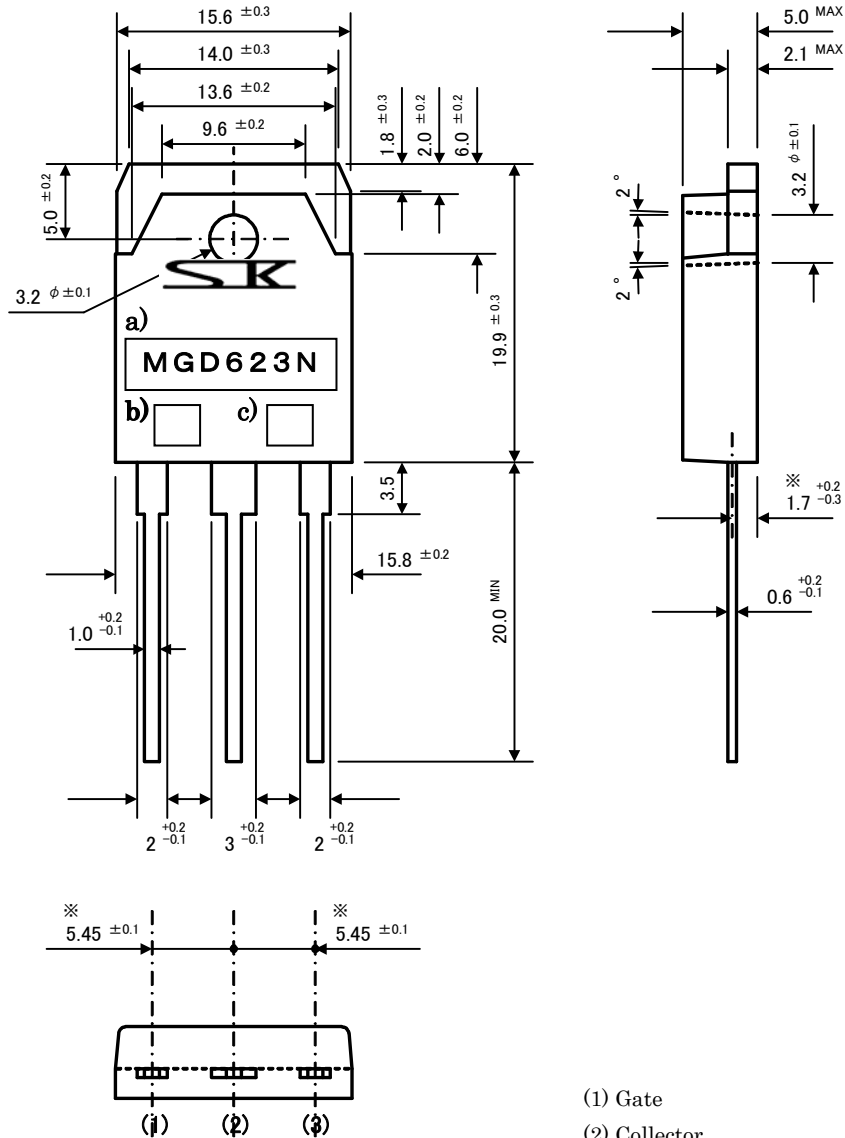
(a) Test Circuit



(b) Waveforms

## Outline

TO-3P



Weight Approx. 6g

- (1) Gate
- (2) Collector
- (3) Emitter

## &lt;Worldwide Contacts&gt;

**Asia Pacific****China****Sanken Electric Hong Kong Co., Ltd.**

Suite 1026 Ocean Centre, Canton Road, Tsimshatsui, Kowloon, Hong Kong

Tel: 852-2735-5262

Fax: 852-2735-5494

**Sanken Electric (Shanghai) Co., Ltd.**

Room3202, Maxdo Centre, Xingyi Road 8, Changning district, Shanghai, China

Tel: 86-21-5208-1177

Fax: 86-21-5208-1757

**India****Saket Devices Pvt. Ltd.**

Office No.13, First Floor, Bandal - Dhankude Plaza, Near PMT Depot, Paud Road, Kothrud, Pune - 411 038, India

Tel: 91-20-5621-2340

91-20-2528-5449

Fax: 91-20-2528-5459

**Japan****Sanken Electric Co., Ltd. Overseas Sales Headquarters**

Metropolitan Plaza Bldg. 1-11-1 Nishi-Ikebukuro, Toshima-ku, Tokyo 171-0021, Japan

Tel: 81-3-3986-6164

Fax: 81-3-3986-8637

**Korea****Sanken Electric Korea Co., Ltd.**

Mirae Asset Life Bldg. 6F, 168 Kongduk-dong, Mapo-ku, Seoul, 121-705, Korea

Tel: 82-2-714-3700

Fax: 82-2-3272-2145

**Singapore****Sanken Electric Singapore Pte. Ltd.**

150 Beach Road, #14-03 The Gateway West, Singapore 189720

Tel: 65-6291-4755

Fax: 65-6297-1744

**Malaysia****Sanken Electric Singapore Pte. Ltd.****Malaysia Representative Office**

Block B-20-5, Level 20, Northpoint Midvalley City, No.1, Medan Syed Putra Utara, 59200 Kuala Lumpur, Malaysia

TEL:60-3-2284-1769

FAX:60-3-2282-6345

**Taiwan****Taiwan Sanken Electric Co., Ltd.**

Room 1801, 18th Floor, 88 Jung Shiau East Road, Sec. 2, Taipei 100, Taiwan R.O.C.

Tel: 886-2-2356-8161

Fax: 886-2-2356-8261

---



## Europe

### United Kingdom

#### **Sanken Power Systems (UK) Limited**

Pencoed Technology Park, Pencoed, Bridgend CF35 5HY. UK

Tel: 44-1656-869-100

Fax: 44-1656-869-162

## North America

### United States

#### **Allegro MicroSystems, Inc.**

115 Northeast Cutoff, Worcester, Massachusetts 01606, U.S.A.

Tel: 1-508-853-5000

Fax: 1-508-853-3353

#### **Allegro MicroSystems, Inc. (Southern California)**

14 Hughes Street, Suite B105, Irvine, CA 92618

Tel: 1-949-460-2003

Fax: 1-949-460-7837

## CAUTION / WARNING

- The information in this publication has been carefully checked and is believed to be accurate; however, no responsibility is assumed for inaccuracies.
  - Sanken reserves the right to make changes without further notice to any products herein in the interest of improvements in the performance, reliability, or manufacturability of its products.  
Before placing an order, Sanken advises its customers to obtain the latest version of the relevant information to verify that the information being relied upon is current.
  - Application and operation examples described in this catalog are quoted for the sole purpose of reference for the use of the products herein and Sanken can assume no responsibility for any infringement of industrial property rights, intellectual property rights or any other rights of Sanken or any third party which may result from its use.
  - When using the products herein, the applicability and suitability of such products for the intended purpose or object shall be reviewed at the users' responsibility.
  - Although Sanken undertakes to enhance the quality and reliability of its products, the occurrence of failure and defect of semiconductor products at a certain rate is inevitable. Users of Sanken products are requested to take, at their own risk, preventative measures including safety design of the equipment or systems against any possible injury, death, fires or damages to the society due to device failure or malfunction.
  - Sanken products listed in this catalog are designed and intended for the use as components in general purpose electronic equipment or apparatus (home appliances, office equipment, telecommunication equipment, measuring equipment, etc.). Before placing an order, the user's written consent to the specifications is requested.  
When considering the use of Sanken products in the applications where higher reliability is required (transportation equipment and its control systems, traffic signal control systems or equipment, fire/crime alarm systems, various safety devices, etc.), please contact your nearest Sanken sales representative to discuss and obtain written confirmation of your specifications. The use of Sanken products without the written consent of Sanken in the applications where extremely high reliability is required (aerospace equipment, nuclear power control systems, life support systems, etc.) is strictly prohibited.
  - Anti radioactive ray design is not considered for the products listed herein.
  - This publication shall not be reproduced in whole or in part without prior written approval from Sanken.
  
  - This is notification that you, as purchaser of the products/technology, are not allowed to perform any of the following:
    1. Resell or retransfer these products/technology to any party intending to disturb international peace and security.
    2. Use these products/technology yourself for activities disturbing international peace and security.
    3. Allow any other party to use these products/technology for activities disturbing international peace and security.Also, as purchaser of these products/technology, you agree to follow the procedures for the export or transfer of these products/technology, under the Foreign Exchange and Foreign Trade Law, when you export or transfer the products/technology abroad.
-