

### Features

- Types up to 1000 V  $V_{RRM}$
- Ideal for printed circuit board
- High surge current capability
- High temperature soldering guaranteed: 250°C/ 10 seconds
- Small size, simple installation

### Mechanical Data

Case: Molded plastic

Polarity: Polarity symbols marked on body

Mounting position: Any

Terminals: Plated leads, solderable per MIL-STD-202

Method 208 guaranteed

DB Package



### Maximum ratings, at $T_J = 25\text{ }^\circ\text{C}$ , unless otherwise specified

Parameter	Symbol	Conditions	DB151G	DB152G	DB153G	DB154G	Unit
Repetitive peak reverse voltage	$V_{RRM}$		50	100	200	400	V
RMS reverse voltage	$V_{RMS}$		35	70	140	280	V
DC blocking voltage	$V_{DC}$		50	100	200	400	V
Continuous forward current	$I_F$	$T_C \leq 40\text{ }^\circ\text{C}$	1.5	1.5	1.5	1.5	A
Surge non-repetitive forward current, Half Sine Wave	$I_{FSM}$	$T_C = 25\text{ }^\circ\text{C}$ , $t_p = 8.3\text{ ms}$	50	50	50	50	A
Operating temperature	$T_J$		-65 to 150	-65 to 150	-65 to 150	-65 to 150	$^\circ\text{C}$
Storage temperature	$T_{stg}$		-65 to 150	-65 to 150	-65 to 150	-65 to 150	$^\circ\text{C}$

### Electrical characteristics, at $T_J = 25\text{ }^\circ\text{C}$ , unless otherwise specified

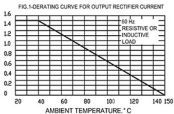
Parameter	Symbol	Conditions	DB151G	DB152G	DB153G	DB154G	Unit
Diode forward voltage	$V_F$	$I_F = 1.5\text{ A}$ , $T_J = 25\text{ }^\circ\text{C}$	1.1	1.1	1.1	1.1	V
Reverse current	$I_R$	$V_R = 50\text{ V}$ , $T_J = 25\text{ }^\circ\text{C}$	5	5	5	5	$\mu\text{A}$
		$V_R = 50\text{ V}$ , $T_J = 125\text{ }^\circ\text{C}$	500	500	500	500	

### Thermal characteristics


Thermal resistance, junction - case	$R_{\theta JC}$		36.00	36.00	36.00	36.00	$^\circ\text{C/W}$
-------------------------------------	-----------------	--	-------	-------	-------	-------	--------------------



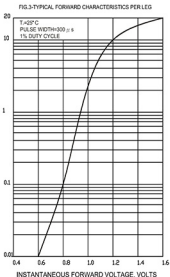
AVERAGE FORWARD OUTPUT  
CURRENT, AMPERES



PEAK FORWARD SURGE CURRENT,  
AMPERES



INSTANTANEOUS FORWARD CURRENT, AMPERES



INSTANTANEOUS REVERSE CURRENT, MICROAMPERES

