

MT3363A-UY

Features

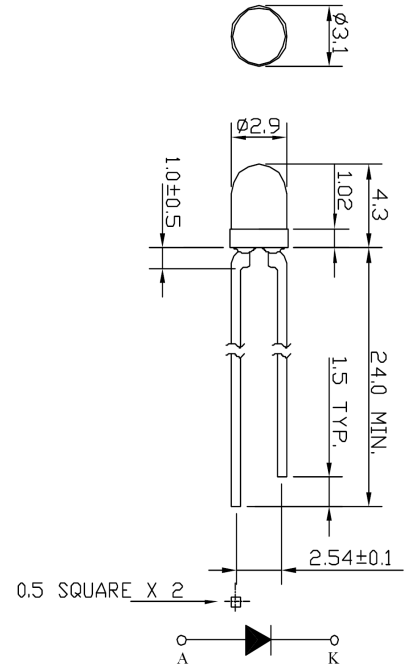
High Intensity
 Reliable Rugged
 Low Current Requirements
 IC Compatible

Maximum Ratings (Ta=25°C)

Characteristic	Symbol	Max.	Unit
Forward Current	I _F	30	mA
Reverse Voltage	V _R	5	V
Power Dissipation	P _D	78.00	mW
Operating Temperature	T _{opr}	-25 ~ +85	°C
Storage Temperature	T _{stg}	-40 ~ +100	°C
Soldering Temperature	T _{sol}	260	°C
Soldering Time	-	for 5 sec. max	-

Opto-Electrical Characteristics (Ta=25°C)

Characteristic	Symbol	Test Condition	Min	Typ	Max	Unit
Forward Voltage	V _F	I _F =20mA	-	2.20	2.60	V
Reverse Current	I _R	V _R =5V	-	-	100	μA
Luminous Intensity	I _v	I _F =20mA	1200.00	2000.00	-	mcd
Viewing Angle	2θ ^{1/2}	-	-	40°	-	deg.
Peak Wavelength	λ _p	I _F =20mA	-	593	-	nm
Dominant Wavelength	λ _d	I _F =20mA	-	590	-	nm
Spectral Line Half Width	Δλ	I _F =20mA	-	20	-	nm

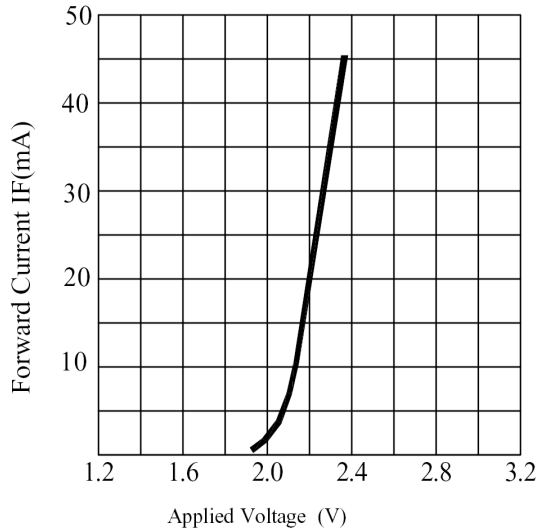


Notes:

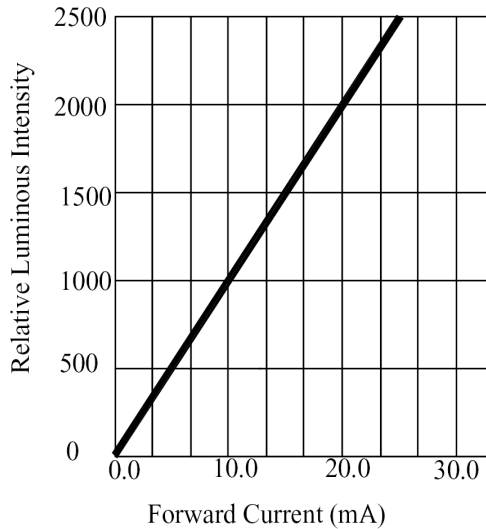
1. All dimensions are in millimeters.
2. Tolerance is ±0.25mm unless otherwise noted.

MT3363A-UY Graphs

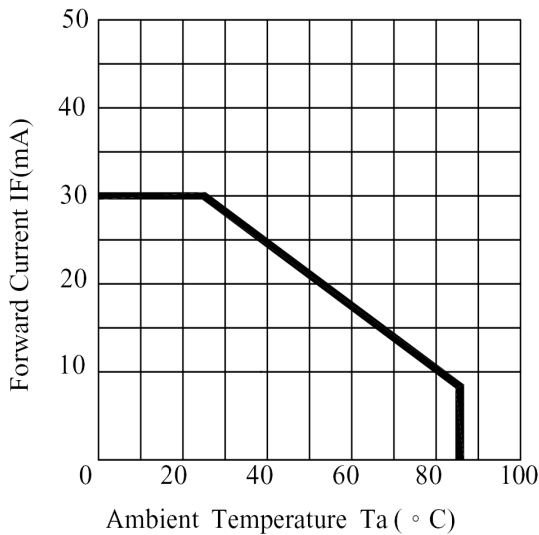
Typical Electrical / Optical Characteristics Curves :



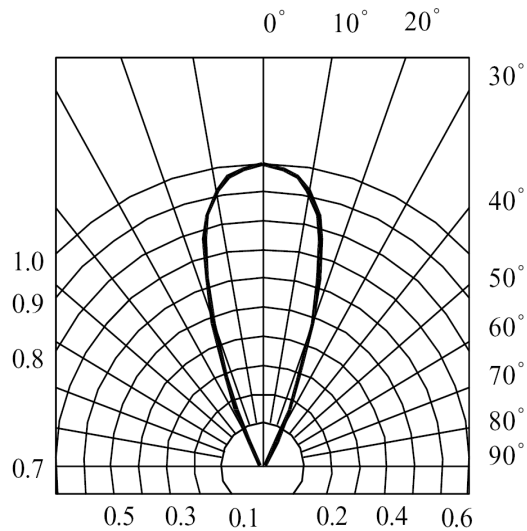
FORWARD CURRENT VS. APPLIED VOLTAGE



FORWARD CURRENT VS. LUMINOUS INTENSITY



AMBIENT TEMPERATURE VS. FORWARD CURRENT



RADIATION DIAGRAM