

## EPJ9302-F2



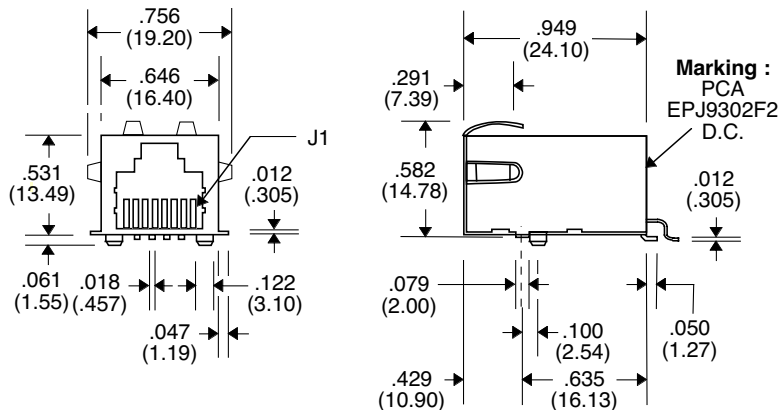
- Designed for IP Phone Applications
- Surface Mount Package
- Space Saving RJ-45 Connectors
- UL94V-0 Rated High Temp thermoplastic Housing
- \* Designed to meet 350 mA Balanced DC Line Current

### Electrical Parameters @ 25° C

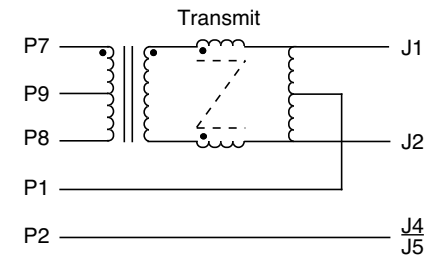
Turns Ratio (± 5%)	OCL (μH Min.)	Insertion Loss (dB Max.)		Return Loss (dB Min.)			CMRR (dB Min.)	CMD (dB Min.)	Crosstalk (dB Min.)
		1-80 MHz	@ 100 MHz	1-30 MHz	@60 MHz	@80 MHz			
	@ 100 KHz, 100m Vrms						100 KHz- 100 MHz	100 KHz- 100 MHz	100 KHz- 100 MHz
Xmit/Rcv	8 mA DC Bias								Xmit & Rcv
1CT:1/1CT:1CT	350	-1.0	-1.5	-20	-15	-12	-30	-30	-35

• Isolation : 1500Vrms • Cable Side Impedance : 100 Ω •

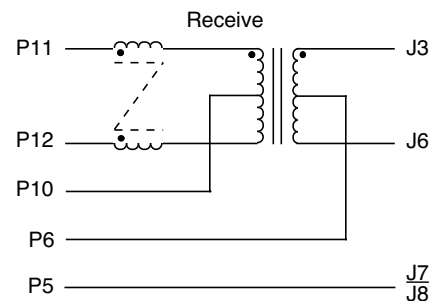
### Package



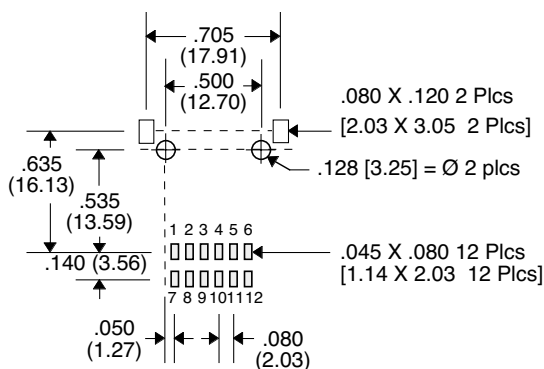
### Schematic



J = Connector Side  
P = Pin Side



### PCB Layout (Component)



Unless Otherwise Specified Dimensions are in Inches /mm ±.010 /.25