

Coaxial

# Bandpass Filter

VBF-7350+

50Ω 7150 to 7550 MHz

## The Big Deal

- Low Insertion Loss (1.8 dB typical)
- Good close-in rejection
- Versatile small size, coaxial, 1.43" length



CASE STYLE: FF704

## Product Overview

The VBF-7350+ Band Pass Filter is constructed using internal LTCC Band Pass Filter structure to achieve repeatable performance. Covering 7350 MHz  $\pm$  200 MHz, these units offer low insertion loss and good rejection at the band reject edges. Built using Mini-Circuits proven unibody construction which integrates the RF connectors with the case body, the VBF-7350+ takes very little space and meets rugged test lab system environment.

## Key Features

Feature	Advantages
Good Rejection close to pass band	Provides good rejection of signals close to the pass band, for improved system performance.
Compact Versatile Case (1.43"x0.41")	Enables use in a variety of applications including space constrained connectorized systems. Connectors: SMA Female (1), SMA Male (1)
Rugged Unibody Construction	Mini-Circuits Unibody construction allows survivability in critical applications including militarized or industrial systems.



P.O. Box 350166, Brooklyn, New York 11235-0003 (718) 934-4500 Fax (718) 332-4661 *The Design Engineers Search Engine*  Provides ACTUAL Data Instantly at [minicircuits.com](http://minicircuits.com)

IF/RF MICROWAVE COMPONENTS

For detailed performance specs & shopping online see web site

**Notes:** 1. Performance and quality attributes and conditions not expressly stated in this specification sheet are intended to be excluded and do not form a part of this specification sheet. 2. Electrical specifications and performance data contained herein are based on Mini-Circuit's applicable established test performance criteria and measurement instructions. 3. The parts covered by this specification sheet are subject to Mini-Circuits standard limited warranty and terms and conditions (collectively, "Standard Terms"); Purchasers of this part are entitled to the rights and benefits contained therein. For a full statement of the Standard Terms and the exclusive rights and remedies thereunder, please visit Mini-Circuits' website at [www.minicircuits.com/MCLStore/terms.jsp](http://www.minicircuits.com/MCLStore/terms.jsp).

# Bandpass Filter

50Ω 7150 to 7550 MHz

## VBF-7350+



CASE STYLE: FF704

Connectors	Model	Price	Qty.
SMA	VBF-7350+	\$34.95 ea.	(1-9)

**+ RoHS compliant in accordance with EU Directive (2002/95/EC)**

The +Suffix has been added in order to identify RoHS Compliance. See our web site for RoHS Compliance methodologies and qualifications.

### Maximum Ratings

Operating Temperature	-55°C to 100°C
Storage Temperature	-55°C to 100°C
RF Power Input*	2W max. at 25°C

\*Passband rating, derate linearly to 0.5W at 100°C ambient

Permanent damage may occur if any of these limits are exceeded.

### Features

- Small size
- Temperature stable
- Rugged unibody construction

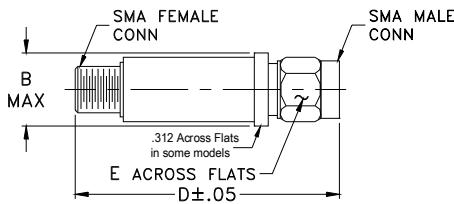
### Applications

- Harmonic Rejection
- Transmitters / Receivers

### Electrical Specifications at 25°C

Parameter	F#	Frequency (MHz)	Min.	Typ.	Max.	Unit
Pass Band	Center Frequency	—	—	7350	—	MHz
	Insertion Loss	F1-F2	7150-7550	—	1.8	dB
	VSWR	F1-F2	7150-7550	—	1.3	:1
Stop Band, Lower	Insertion Loss	DC-F3	DC-6325	—	15	dB
	VSWR	DC-F3	DC-6325	—	30	:1
Stop Band, Upper	Insertion Loss	F4-F5	8700-14000	—	15	dB
	VSWR	F4-F5	8700-14000	—	30	:1

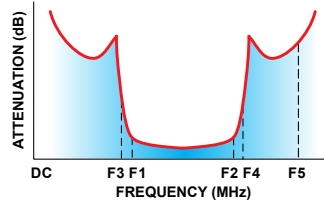
### Outline Drawing



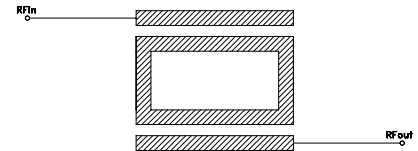
### Outline Dimensions (inch/mm)

B	D	E	wt
.410	1.43	.312	grams
10.41	36.32	7.92	10.0

### Typical Frequency Response

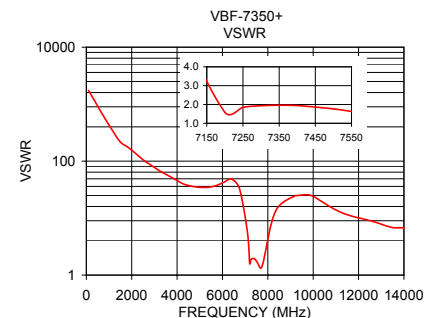
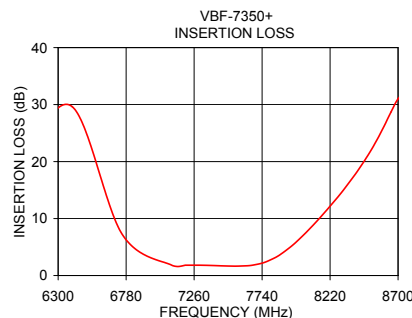
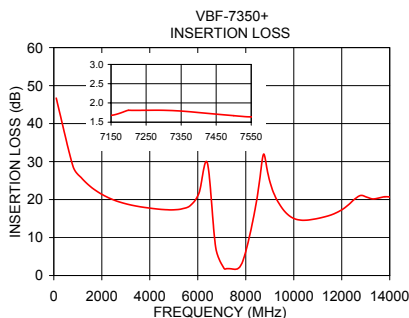


### Functional Schematic



### Typical Performance Data at 25°C

Frequency (MHz)	Insertion Loss (dB)	VSWR (:1)
100.00	46.71	1737.18
800.00	28.74	579.06
1500.00	23.56	217.15
2550.00	19.77	102.19
5000.00	17.29	34.75
6050.00	21.72	42.38
6750.00	7.32	32.79
7100.00	1.84	5.72
7300.00	1.81	1.96
8000.00	6.33	4.24
9000.00	24.85	22.58
10050.00	14.90	23.49
12050.00	17.49	10.02
13050.00	20.61	7.70
14050.00	20.66	6.76



**Mini-Circuits®**  
ISO 9001 ISO 14001 AS 9100 CERTIFIED

P.O. Box 350166, Brooklyn, New York 11235-0003 (718) 934-4500 Fax (718) 332-4661 The Design Engineers Search Engine Provides ACTUAL Data Instantly at [minicircuits.com](http://minicircuits.com)

IF/RF MICROWAVE COMPONENTS

For detailed performance specs & shopping online see web site

**Notes:** 1. Performance and quality attributes and conditions not expressly stated in this specification sheet are intended to be excluded and do not form a part of this specification sheet. 2. Electrical specifications and performance data contained herein are based on Mini-Circuit's applicable established test performance criteria and measurement instructions. 3. The parts covered by this specification sheet are subject to Mini-Circuits standard limited warranty and terms and conditions (collectively, "Standard Terms"); Purchasers of this part are entitled to the rights and benefits contained therein. For a full statement of the Standard Terms and the exclusive rights and remedies thereunder, please visit Mini-Circuits' website at [www.minicircuits.com/MCLStore/terms.jsp](http://www.minicircuits.com/MCLStore/terms.jsp).

REV. A  
M127608  
VBF-7350+  
AD/CP/AM  
100621