

FEATURE

High Performance Green GaP Dice
10mm Character Height
High Contrast
Wide Viewing Angle
Common Anode
Long Iron Pin

ABSOLUTE MAXIMUM RATINGS (Ta=25°C)

Power Dissipation / Segment	P_d	100mW
Peak Forward Current / Segment	$I_{F/Pulse}^*$	200mA
Continuous Forward Current / Segment	$I_{F/DC}$	30mA
Reverse Voltage / Segment	V_R	5V
Operating Temperature Range	T_{opr}	-20 to +70°C
Storage Temperature Range	T_{stg}	-20 to +70°C

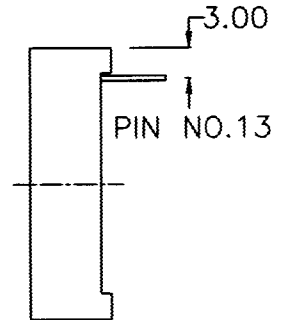
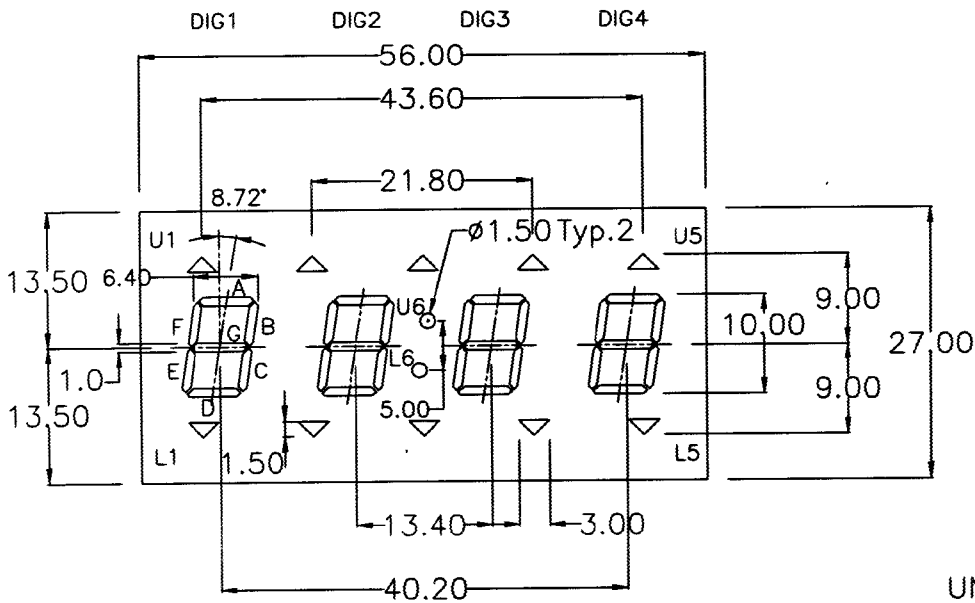
* Note : Pulse Width = 1mS, Duty Ratio = 1/10.

ELECTRO-OPTICAL CHARACTERISTICS (Ta=25°C)

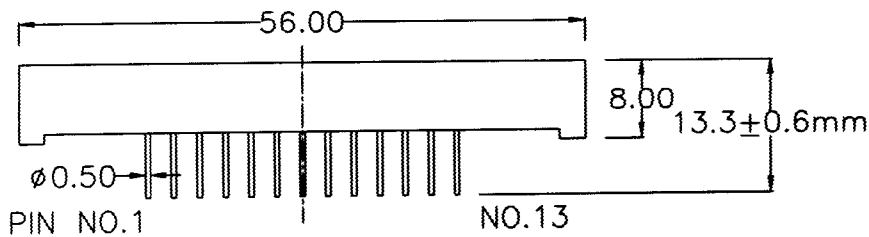
PARAMETER	SYMBOL	MIN	TYP	MAX	UNIT	CONDITIONS
Forward Voltage	V_F			3.0	V	$I_F=20mA$
Luminous Intensity	I_V	1.0	1.5		mcd	$I_F=10mA$
Segment to Segment Luminous Intensity Ratio				2:1		$I_F=20mA$
Peak Wavelength	λ_p		565		nm	$I_F=20mA$
Spectral Line Half Width	$\Delta\lambda$		30		nm	$I_F=20mA$

SMC E22E/E30E-GN

MECHANICAL DIMENSIONS



UNIT: MM
TOL.: $\pm 0.3\text{MM}$, OTHERWISE SPECIFIED.



CIRCUIT DIAGRAM

