



Data Sheet

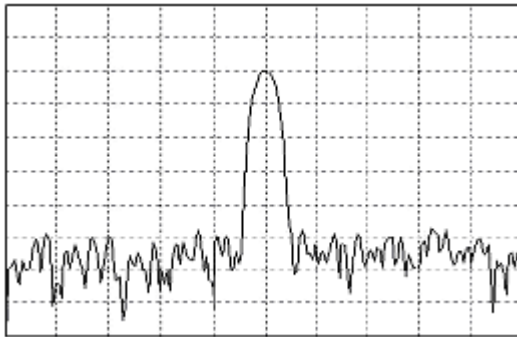


Product Category: IF SAW Filter

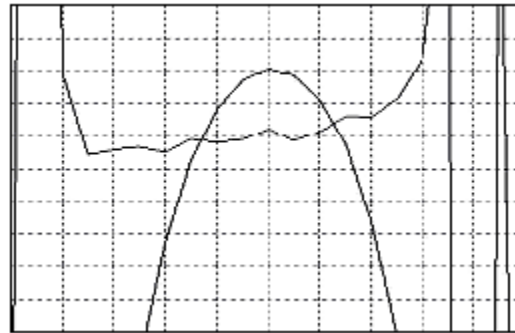
Part Number: 827-IF140.0M-E Package: 27.2 x 12.6 Thru Hole Application: Base Station & Repeater Last Modified: May 30 2003

TYPE :
140.0 MHz Bandpass Filter
250 KHz Bandwidth

PART NUMBER :
827-IF140.0M-E



Horizontal : 1.0 MHz/Div
Vertical : 10 dB/Div



Horizontal : 0.1 MHz/Div
Vertical : 1 dB/Div
Vertical : 100 ns/Div

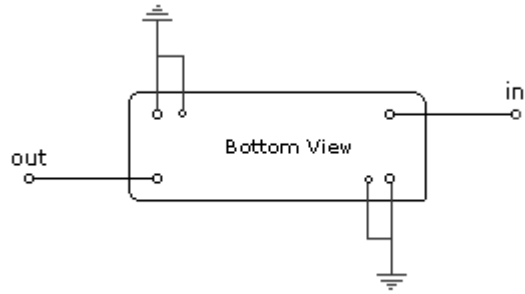
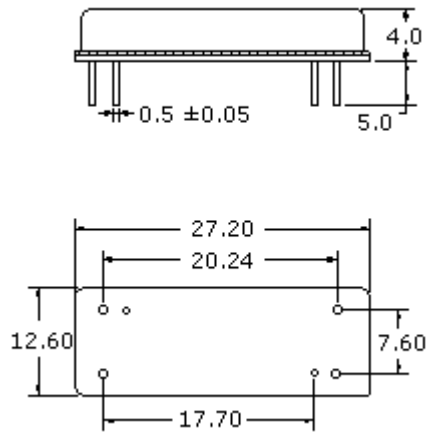
OPERATING CONDITIONS / ELECTRICAL CHARACTERISTICS

PARAMETERS	Minimum	Typical	Maximum	Units
Center Frequency	139.96	140.0	140.04	MHz
Insertion Loss	-	21.0	24.0	dB
1dB Bandwidth	0.14	0.18	-	MHz
3dB Bandwidth	0.25	0.31	-	MHz
40dB Bandwidth	-	0.84	0.90	MHz
Group Delay Variation	-	55	150	nsec
Absolute Delay	-	3.616	-	µsec
Ultimate Rejection	40	50	-	dB
Substrate Material	-	Qz	-	-
Ambient Temperature	-	25	-	°C
Phase Linearity	-	1.0	7.0	deg

* Custom SAW IF Filters available. Contact Oscilent for assistance.

PACKAGE OUTLINE (mm)

TEST FIXTURE



Source/Load Impedance = 50 ohms

Oscilent Corporation - CALL **949.252.0522**

Part No.: 827-IF140.0M-E

17962 Sky Park Circle, Building D, Irvine, CA 92614, USA
Fax: 949.252.0599, E-Mail: Sales@Oscilent.com

Crystal Oscillators | Quartz Crystal | TCXO | VCXO | IF SAW Filter | RF SAW Filter | Ceramic Resonator
Crystal Filter | Ceramic Filter | SAW Filter / SAW Devices | Site Map