

**PLEASE CHECK WWW.MOLEX.COM FOR LATEST PART INFORMATION**

**Part Number:** [0015474132](#)  
**Status:** **Active**  
**Overview:** [cgrid\\_sl\\_products](#)  
**Description:** 2.54mm (.100") C-Grid SL™ Single Row, Female, Version D Receptacle, 13 Circuits

**Documents:**

[3D Model](#) [Product Specification PS-70430 \(PDF\)](#)  
[Drawing \(PDF\)](#) [RoHS Certificate of Compliance \(PDF\)](#)

**Agency Certification**

CSA LR19880  
 UL E29179

**General**

Product Family [FFC/FPC Connectors](#)  
 Series [70430](#)  
 Comments [Stackable Back-to-Back](#)  
 Overview [cgrid\\_sl\\_products](#)  
 Product Name [SL™](#)

**Physical**

Circuits (Loaded) 13  
 Color - Resin Black  
 Contact Position N/A  
 Durability (mating cycles max) 50  
 Entry Angle Vertical  
 Flammability 94V-0  
 Material - Metal Phosphor Bronze  
 Material - Plating Mating Gold  
 Material - Plating Termination Tin  
 Material - Resin Polyester Alloy  
 Number of Rows 1  
 Orientation Vertical  
 PCB Retention None  
 Packaging Type Tube  
 Pitch - Mating Interface (in) 0.100 In  
 Pitch - Mating Interface (mm) 2.54 mm  
 Plating min: Mating (µin) 15  
 Plating min: Mating (µm) 0.375  
 Plating min: Termination (µin) 75  
 Plating min: Termination (µm) 1.875  
 Polarized to PCB No  
 Stackable Yes  
 Temperature Range - Operating -40°C to +105°C  
 Termination Interface: Style IDT or Pierce  
 Wire/Cable Type FFC/FPC

**Electrical**

Current - Maximum per Contact 1A, 2A  
 Voltage - Maximum 250V

**Material Info**

Old Part Number 70430-0257

**Reference - Drawing Numbers**

Product Specification PS-70430  
 Sales Drawing SDA-70430-0246-0269



**EU RoHS**

**ELV and RoHS Compliant**  
**REACH SVHC Not Reviewed**  
**Halogen-Free Status Not Reviewed**

**China RoHS**



**Need more information on product environmental compliance?**

Email [productcompliance@molex.com](mailto:productcompliance@molex.com)  
 For a multiple part number RoHS Certificate of Compliance, [click here](#)

Please visit the [Contact Us](#) section for any non-product compliance questions.

**Search Parts in this Series**

[70430Series](#)

**Mates With**

[70004 Interim Clip](#), [70013 Interim Clip](#)

**Application Tooling | FAQ**

*Tooling specifications and manuals are found by selecting the products below. Crimp Height Specifications are then contained in the Application Tooling Specification document.*

**Global**

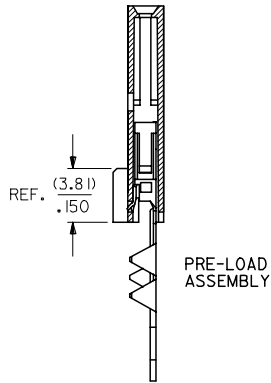
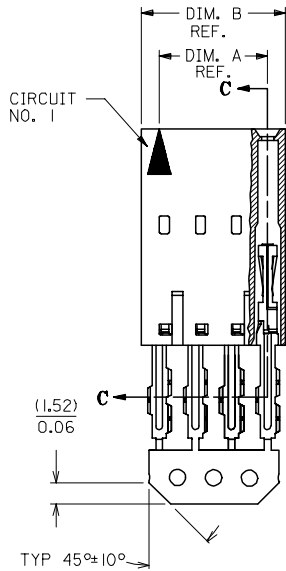
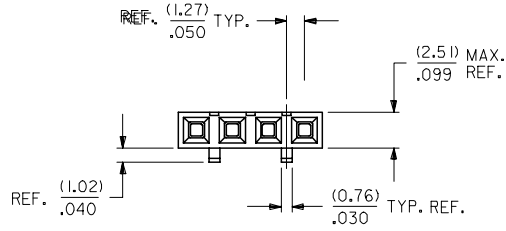
Description	Product #
Manual Ribbon Cable Cutter Hand Tool	<a href="#">0638170100</a>
Tool Kit for Standard Manual Press FFC	<a href="#">0622007400</a>
Standard Manual Press for FFC	<a href="#">0622007800</a>
TM-42™ FFC and SL™ Termination Kit	<a href="#">0622018700</a>

TM-42™ FFC and 0622020800  
SL™ Press and  
Termination Kit for  
110v applications

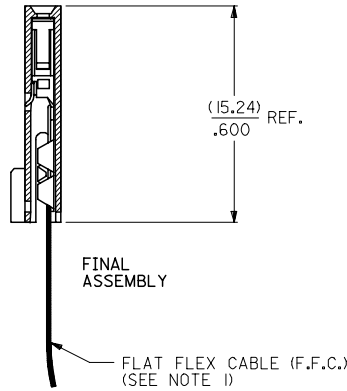
This document was generated on 05/18/2010

**PLEASE CHECK [WWW.MOLEX.COM](http://WWW.MOLEX.COM) FOR LATEST PART INFORMATION**

"D" - OPTION

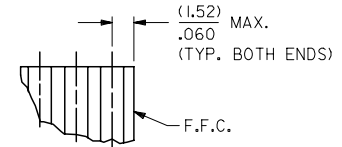


SECTION C-C



HOUSING MATERIAL: GLASS FILLED POLYESTER, UL 94V-0.  
 TERMINAL MATERIAL: PHOSPHOR BRONZE.  
 PLATING: 15 GOLD - .000015 MINIMUM GOLD PLATE IN SELECT AREA,  
 .000075 MINIMUM TIN PLATE IN SELECT AREA,  
 .000050 MINIMUM NICKEL PLATE OVERALL.

CONTACT PLATING	COLOR CODE
TIN	NONE
15 GOLD	YELLOW
30 GOLD	RED



DETAIL - 1  
(SEE NOTE 7)

NOTES:

- 1) PRE LOADED ASSEMBLY TO BE USED WITH (0.30)/.012 MAX. THICK FLAT FLEX CABLE WITH (1.57)/.062 WIDE COPPER CONDUCTORS ON (2.54)/.100 CENTERS OR, (0.13)/.005 - (0.28)/.011 THICK MYLAR WITH (1.02)/.040 - (1.65)/.065 WIDE SILVER INK CONDUCTORS ON (2.54)/.100 CENTERS.
- 2) STANDARD PACKING PER PK70873-0001 SHALL BE USED.
- 3) SEE CHART FOR CIRCUIT SIZES, 'A' AND 'B' DIMENSIONS.
- 4) TWO (2) CIRCUIT ASSEMBLIES SUPPLIED AS GROUPED PAIRS.
- 5) PART MATES WITH (0.64)/.025 SQ. PINS, (8.13)/.320 TO (5.08)/.200 LONG ON (2.54)/.100 CENTERS.
- 6) REFER TO SDA-70430-\*\*\*\* (SHEET 3) FOR MINOR VARIATIONS TO 'G' OPTION HOUSINGS.
- 7) PARTS STACKABLE SIDE TO SIDE ON (2.54)/.100 CENTERS.
- 8) PARTS CONFORM TO CLASS B OF COSMETIC SPECIFICATION PS-45499-002.

CKT. SIZE	EDP. NO.	ENG. NO.	A	B
2	015-47-4022	70430-0246	(2.54) .100	(5.05) .199
3	015-47-4032	70430-0247	(5.08) .200	(7.59) .299
4	015-47-4042	70430-0248	(7.62) .300	(10.13) .399
5	015-47-4052	70430-0249	(10.16) .400	(12.67) .499
6	015-47-4062	70430-0250	(12.70) .500	(15.24) .599
7	015-47-4072	70430-0251	(15.24) .600	(17.75) .699
8	015-47-4082	70430-0252	(17.78) .700	(20.29) .799
9	015-47-4092	70430-0253	(20.32) .800	(22.83) .899
10	015-47-4102	70430-0254	(22.86) .900	(25.37) .999
11	015-47-4112	70430-0255	(25.40) 1.000	(27.91) 1.099
12	015-47-4122	70430-0256	(27.94) 1.100	(30.45) 1.199
13	015-47-4132	70430-0257	(30.48) 1.200	(32.99) 1.299
14	015-47-4142	70430-0258	(33.02) 1.300	(35.53) 1.399
15	015-47-4152	70430-0259	(35.56) 1.400	(38.07) 1.499
16	015-47-4162	70430-0260	(38.10) 1.500	(40.61) 1.599
17	015-47-4172	70430-0261	(40.64) 1.600	(43.15) 1.699
18	015-47-4182	70430-0262	(43.18) 1.700	(45.69) 1.799
19	015-47-4192	70430-0263	(45.72) 1.800	(48.23) 1.899
20	015-47-4202	70430-0264	(48.26) 1.900	(50.77) 1.999
21	015-47-4212	70430-0265	(50.80) 2.000	(53.31) 2.099
22	015-47-4222	70430-0266	(53.34) 2.100	(55.85) 2.199
23	015-47-4232	70430-0267	(55.88) 2.200	(58.39) 2.299
24	015-47-4242	70430-0268	(58.42) 2.300	(60.93) 2.399
25	015-47-4252	70430-0269	(60.96) 2.400	(63.47) 2.499

ADD TOLERANCE FC NO: UCP2007-2849 DRAWN: JORGAN 2007/05/18 CHKD: MS BARRA 2007/05/21 APPR: SMILLER 2007/05/21 REVISIONS	QUALITY SYMBOLS	GENERAL TOLERANCES (UNLESS SPECIFIED) mm INCH 4 PLACES ± --- ± --- 3 PLACES ± --- ± .010 2 PLACES ± 0.25 ± .015 1 PLACE ± 0.38 ± --- ANGULAR ±1/2°	DIMENSION STYLE	SCALE	DESIGN UNITS	THIRD ANGLE PROJECTION
	=0 ∇=0		MM/IN	4:1	INCH	□ THIRD ANGLE PROJECTION
	DRAWN BY: RAS CHECKED BY: MJM APPROVED BY: WAZ		DATE: 1986/07/21	DATE: 1986/07/21	DATE: 1986/07/21	TITLE: ASSEMBLY, CONNECTOR FFC FEMALE SINGLE ROW (2.54)/.100 GRID
	MATERIAL NO. SIZE C		SEE TABLE	DOCUMENT NO. SDA-70430-0246-0269	SHEET NO. 1 OF 1	