


Data sheet | Item number: 289-407

Interface module; Pluggable connector per DIN 41651; 40-pole; PCB terminal blocks, double-row; with mounting feet; 2,50 mm²

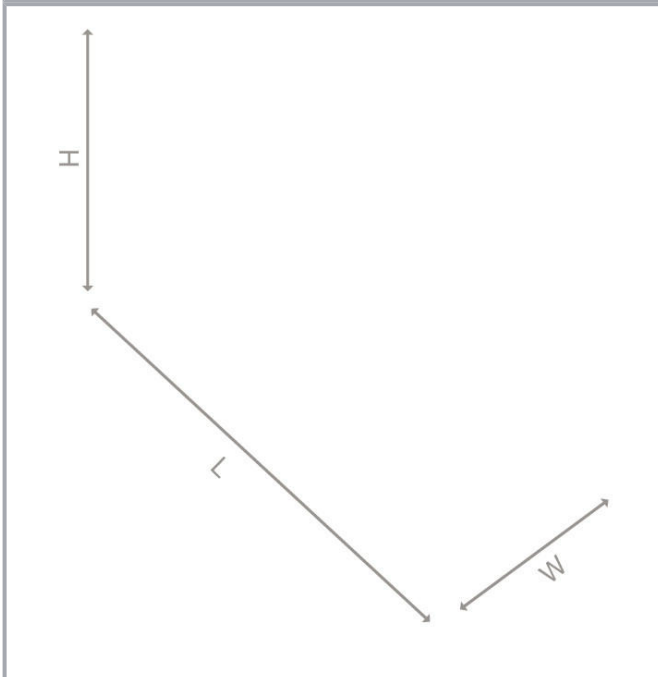
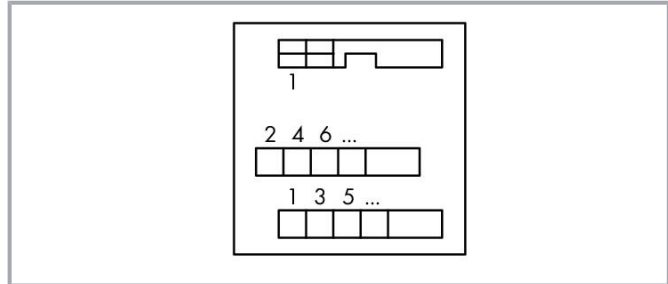


www.wago.com/289-407



i Picture differs from the item.

Similar to picture



Subject to changes. Please also observe the further product documentation!

WAGO GmbH & Co. KG
Hansastr. 27
32423 Minden
Phone: +49571 887-0 | Fax: +49571 887-169
Email: info.de@wago.com | Web: www.wago.com

Do you have any questions about our products?
We are always happy to take your call at +49 (571) 887-44222.



Data

Electrical data

Operating voltage	≤30 VAC; ≤50 VDC
Nominal current	1 A

Safety and protection

Rated voltage	50 V
Rated surge voltage	0.8 kV
Pollution degree	2
Protection type	IP00*
Note on protection type	Notice! Live parts can be easily touched! Protection against direct contact must be provided by the equipment manufacturer, e.g., using a WAGO 709 Series Cover (see "Accessories") or a similar cover. The installation guidelines must be observed for each individual application.

Connection data

Pole No.	40
Connection type (1)	System
Pluggable connectors	DIN 41651 male connector
Mating direction	vertical
Connection type 2	Field
Pole number 2	40
Design 2	PCB terminal blocks (double-row)
Connection technology 2	CAGE CLAMP®
WAGO Connector 2	WAGO 236 Series
Solid conductor 2	0.08 ... 2.5 mm ² / 28 ... 12 AWG
Fine-stranded conductor 2	0.08 ... 2.5 mm ² / 28 ... 12 AWG
Strip length 2	5 ... 6 mm / 0.2 ... 0.24 inch
Note (conductor cross-section)	12 AWG: THHN, THWN
Performance level	3 / 50 mating cycles

Physical data

Width	126 mm / 4.961 inch
Height	63.5 mm / 2.5 inch
Depth from upper edge of DIN-rail	28 mm / 1.102 inch

Subject to changes. Please also observe the further product documentation!

WAGO GmbH & Co. KG
 Hansastr. 27
 32423 Minden
 Phone: +49571 887-0 | Fax: +49571 887-169
 Email: info.de@wago.com | Web: www.wago.com

Do you have any questions about our products?
 We are always happy to take your call at +49 (571) 887-44222.

Mechanical data

Mounting type	DIN-35 rail
Housing design	PCB with mounting feet

Material data

Contact material (connector)	Au over Ni
Fire load	0.081 MJ
Weight	73.1 g

Environmental requirements

Surrounding air temperature (operation)	-20 ... 55 °C
Surrounding air temperature (storage)	-40 ... 70 °C
Relative humidity	85% (non-condensing)

Commercial data

Product Group	6 (Interface Electronics)
PU (SPU)	5 (1) Stück
Packaging type	box
Country of origin	DE
GTIN	4045454353421
Customs tariff number	85366990990

Optional accessories

Mounting

Mounting accessories



Item no.: 709-153

Cover; Type 1; suitable for cover carrier, type 1; 1 m long; transparent

www.wago.com/709-153



Item no.: 709-167

Cover carrier; Type 1; incl. fixing/retaining screws and knurled nut; suitable for 279 to 282 and 880 Series rail-mounted terminal blocks; suitable for 264 Series miniature rail-mounted terminal blocks; suitable for 270 Series sensor and actuator terminal blocks; gray

www.wago.com/709-167

Tool

Operating tool



Item no.: 210-720

Operating tool; Blade: 3.5 x 0.5 mm; with a partially insulated shaft; multicoloured

www.wago.com/210-720

Subject to changes. Please also observe the further product documentation!

WAGO GmbH & Co. KG

Hansastr. 27

32423 Minden

Phone: +49571 887-0 | Fax: +49571 887-169

Email: info.de@wago.com | Web: www.wago.com

Do you have any questions about our products?

We are always happy to take your call at +49 (571) 887-44222.



Downloads

Documentation

Bid Text

289-407 X81 - Datei	2019. 2. 19.	xml 3.3 kB	Download
------------------------	--------------	---------------	----------

289-407 doc - Datei	2015. 2. 9.	doc 25.6 kB	Download
------------------------	-------------	----------------	----------

Instruction Leaflet

		pdf 1.3 MB	Download
--	--	---------------	----------

Additional Information

Disposal; Electrical and electronic equipment, Packaging	V 1.0.0	pdf 265.8 kB	Download
--	---------	-----------------	----------

CAD/CAE-Data

CAE data

EPLAN Data Portal 289-407		URL	Download
---------------------------	--	-----	----------

WSCAD Universe 289-407		URL	Download
------------------------	--	-----	----------

ZUKEN Portal 289-407		URL	Download
----------------------	--	-----	----------

CAD data

2D/3D Models 289-407		URL	Download
----------------------	--	-----	----------

Environmental Product Compliance

Compliance Search


Environmental Product Compliance 289-407		URL	Download
--	--	-----	----------

Interface module; Pluggable connector per DIN 41651; 40-pole; PCB terminal blocks, double-row; with mounting feet; 2,50 mm²


Subject to changes. Please also observe the further product documentation!

Installation Notes

Inserting a conductor



Conductor termination – screwdriver actuation parallel to conductor entry



Conductor termination – screwdriver actuation perpendicular to conductor entry

Subject to changes. Please also observe the further product documentation!