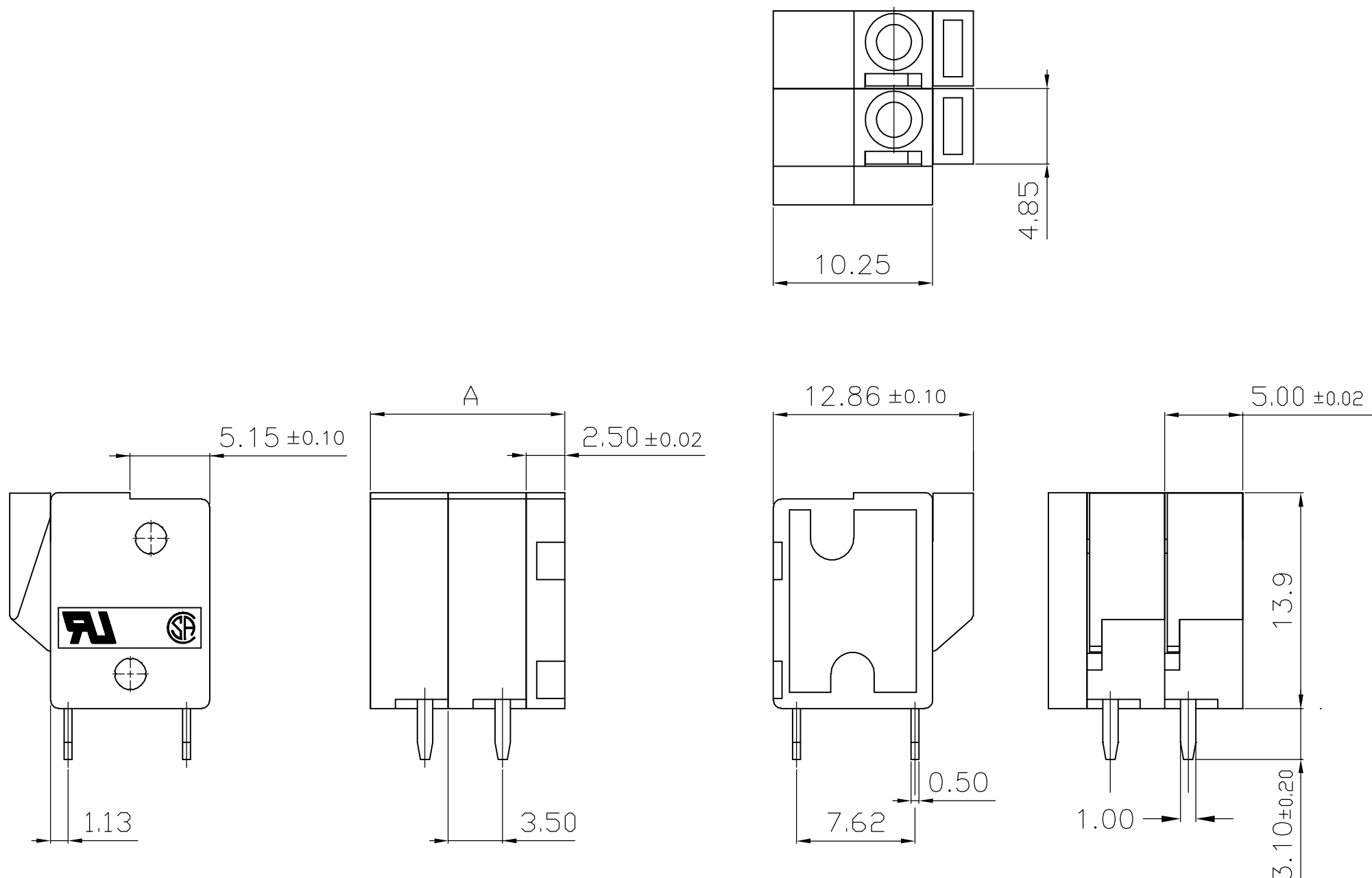


THIS DRAWING IS UNPUBLISHED. RELEASED FOR PUBLICATION  
 © COPYRIGHT BY TYCO ELECTRONICS CORPORATION. ALL RIGHTS RESERVED.

LOC	DIST	REVISIONS			
P	LTR	DESCRIPTION	DATE	DWN	APVD
FT	0	C1	REVISED PER ECO-05-6673	8/5/05	SS SRY

NOTES:  
 1. ALL DIMENSIONS ARE IN MMS.  
 2. BUCHANAN LOGO TO APPEAR ON HOUSING, LOCATION OPTIONAL WHERE SPACE PERMITS.  
 3. OBSOLETE PART NUMBER.



DIM. A	NO. OF POS.	PART NUMBER
122.50	24	2-796460-4
117.50	23	2-796460-3
112.50	22	2-796460-2
107.50	21	2-796460-1
102.50	20	2-796460-0
97.50	19	1-796460-9
92.50	18	1-796460-8
87.50	17	1-796460-7
82.50	16	1-796460-6
77.50	15	1-796460-5
72.50	14	1-796460-4
67.50	13	1-796460-3
62.50	12	1-796460-2
57.50	11	1-796460-1
52.20	10	1-796460-0
47.50	9	796460-9
42.50	8	796460-8
37.50	7	796460-7
32.50	6	796460-6
27.50	5	796460-5
22.50	4	796460-4
17.50	3	796460-3
12.50	2	796460-2

796460-2 AS SHOWN

THIS DRAWING IS A CONTROLLED DOCUMENT.		DWN E. ZANOLINI 29JAN01	Tyco Electronics Corporation Harrisburg, Pa 17105-3608	
DIMENSIONS: mm		CHK E. ZANOLINI 29JAN01		
TOLERANCES UNLESS OTHERWISE SPECIFIED:		APVD D. BIEVENOUR 29JAN01	NAME BOARD MT. SCREWLESS 5.0mm TOP WIRE ENTRY TERMINAL BLOCK (LT)	
0 PLC ± - 1 PLC ± 0.3 2 PLC ± 0.25 3 PLC ± - 4 PLC ± - ANGLES ± -		PRODUCT SPEC -	SIZE A3	
MATERIAL		APPLICATION SPEC -	CAGE CODE 00779	DRAWING NO C-796460
FINISH		WEIGHT -	RESTRICTED TO -	
CUSTOMER DRAWING			SCALE NTS	SHEET 1 OF 2
			REV C1	

THIS DRAWING IS UNPUBLISHED.

RELEASED FOR PUBLICATION

© COPYRIGHT - BY TYCO ELECTRONICS CORPORATION. ALL RIGHTS RESERVED.

LOC	DIST	REVISIONS			
P	LTR	DESCRIPTION	DATE	DWN	APVD
FT	0	—	—	—	—
		SEE SHEET 1	—	—	—

## 1. Application and Features:

- 1-1. This screwless terminals are suitable for both solid and flexible conductors.
- 1-2. A spring made of stainless strip steel guarantees for permanent and safe contact.
- 1-3. The type is operated by pushing a screwdriver on the level. This lever is fully integrated into the body.
- 1-4. It is equipped with a cover for easy hand adjustment.

## 2. Technical Data:

## 2-1. Material:


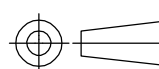
- 2-1-1. HOUSING: NYLON FR15, (Without Glass),  
UL 94 V-0 (Green).
- 2-1-2. Contact: Brass(Cu Zn)  
Ni,Tin plated.  
first 50u" (min) Ni plated over all.  
last 120u" (min) Tin plated over all.
- 2-1-3. Metal Plate: Stainless strip steel.

## 2-2. Electrical:

- 2-2-1. Current rating: 10 Amp 300VAC.
- 2-2-2. Dielectric withstanding  
voltage: 2000VAC (min).
- 2-2-3. Insulation resistance: 500M $\Omega$  more  
at 500VAC.
- 2-2-4. Wire Range: 14-22AWG.

## 2-3. Mechanical:

- 2-3-1. Wire retention force: 1.2 Kg (min).
- 2-3-2. Operating temperature: -55°C to +105°C.
- 2-3-3. Solderability: 95% coverage (min).

THIS DRAWING IS A CONTROLLED DOCUMENT.		DWN E. ZANOLINI 29JAN01	 Tyco Electronics Corporation Harrisburg, Pa 17105-3608		
DIMENSIONS: mm		CHK E. ZANOLINI 29JAN01			
TOLERANCES UNLESS OTHERWISE SPECIFIED:		APVD D. BIEVENOUR 29JAN01	NAME TERMINAL BLOCK BOARD MT, SCREWLESS TOP WIRE ENTRY 5.0mm PITCH (LT)		
		PRODUCT SPEC —	RESTRICTED TO —		
MATERIAL —		FINISH —	APPLICATION SPEC —	SIZE A3	CAGE CODE 00779
		WEIGHT —	DRAWING NO C-796460		RESTRICTED TO —
CUSTOMER DRAWING			SCALE NTS	SHEET 2 OF 2	REV C1