

SELF-LEADED SMD INDUCTOR DR339-4 SERIES

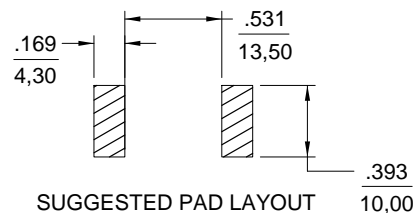
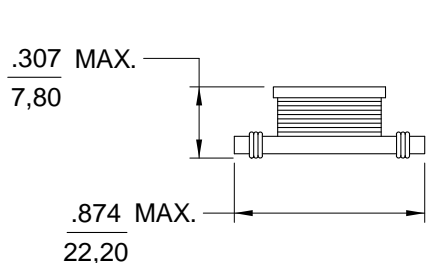
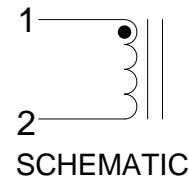
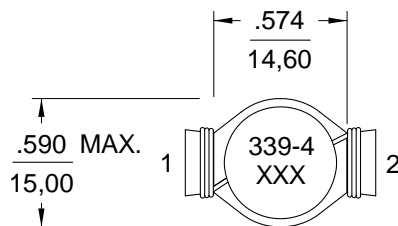
Features

- Surface Mount Design
- Inductance Range from 0.47 μ H to 100 μ H
- Operating Temp. -40°C to +85°C
- Tinned Leads with Leaded Solder is Available (note 7)

ELECTRICAL SPECIFICATIONS AT 25°C

Part No.	Inductance (μ H)	DCR (Ω) Max.	I rms (A) Max. (Note 3)	I sat (A) Max. (Note 2)
DR339-4-471	0.47 +40/-20%	0.002	19.2	51.7
DR339-4-102	1.0 +40/-20%	0.003	17.3	37.8
DR339-4-152	1.5 +40/-20%	0.004	13.4	28.9
DR339-4-222	2.2 \pm 20%	0.005	12.0	23.7
DR339-4-332	3.3 \pm 20%	0.006	11.0	20.2
DR339-4-472	4.7 \pm 20%	0.010	8.6	15.6
DR339-4-682	6.8 \pm 20%	0.015	8.3	14.1
DR339-4-103	10 \pm 20%	0.020	6.8	11.5
DR339-4-153	15 \pm 20%	0.030	5.5	9.1
DR339-4-223	22 \pm 20%	0.040	4.5	7.6
DR339-4-333	33 \pm 20%	0.060	3.7	6.1
DR339-4-473	47 \pm 20%	0.074	3.1	5.2
DR339-4-683	68 \pm 20%	0.120	2.4	4.3
DR339-4-104	100 \pm 20%	0.170	2.0	3.6

MECHANICAL OUTLINES



Notes:

- All dimensions are shown in inches/millimeter "mm"
Unless otherwise specified, tolerance = Inches: ± 0.010
= Millimeters: $\pm 0,30$
- I_{sat} based on the inductance being 70% of its initial value
- I_{rms} based on 40°C temperature rise
- Tape and reel quantity, 250 pcs/reel
- Terminal finish is compliant to RoHS requirements
- Solder in accordance with J-STD-002 Rev. D
- Non-RoHS series parts 42-339-4-XXX are finished with leaded solder Sn60Pb40 or equivalent