





PO

75, 100 and 120 Ampere Bridges  
 Provides 0.40 °C/W Junction-to-Case, Thermal Resistance



 This mark indicates recognition under the component program of Underwriters Laboratories, inc.

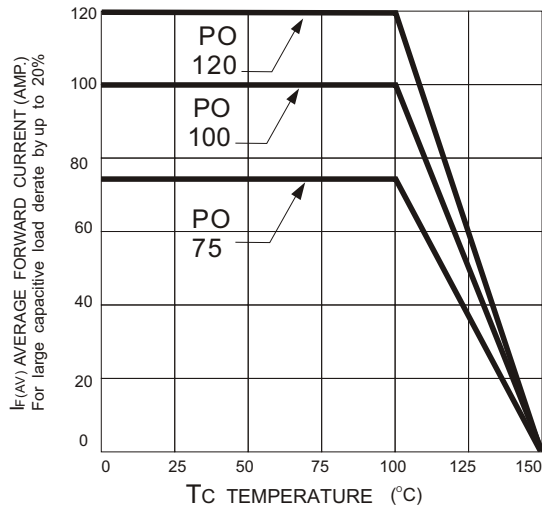
PRV/LEG	100	200	400	600	800	1000	1200	1400
TYPE NUMBER	PO120-01	PO120-02	PO120-04	PO120-06	PO120-08	PO120-10	PO120-12	PO120-14
TYPE NUMBER	PO100-01	PO100-02	PO100-04	PO100-06	PO100-08	PO100-10	PO100-12	PO100-14
TYPE NUMBER	PO75-01	PO75-02	PO75-04	PO75-06	PO75-08	PO75-10	PO75-12	PO75-14

**ELECTRICAL CHARACTERISTICS**

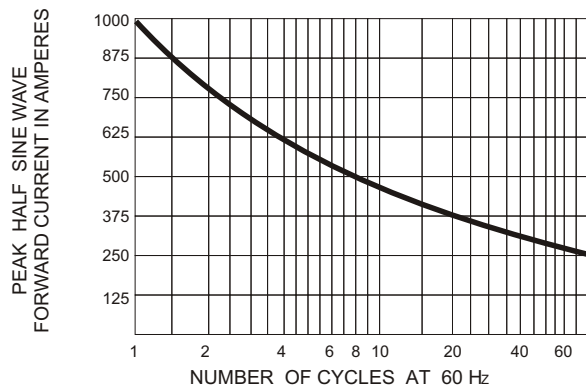
Series Type Number	PO 75	PO 100	PO 120	UNIT
Max. Repetitive Peak Reverse Voltage	100 to 1400			Volts
Max. DC Output Current. Tc=80°C	75	100	120	Adc
Max. DC Reverse Current @ PRV and 125 °C, I <sub>R</sub>	5	5	5	mA.
Max. Peak Non-Rep. Surge Current, 8.3ms	1000	1000	1000	Apk
Max. I <sup>2</sup> t for Fusing (t < 8.3ms)	4000	4000	4000	A <sup>2</sup> SEC.
Max. Instantaneous Forward Voltage @ I <sub>F</sub> =100Apk Pulse Width=300µs. Duty cycle<2.0%	1.3	1.3	1.3	Vpk
Max. Isolation Voltage	2000	2000	2000	VRMS
Thermal Resistance R <sub>θjc</sub> Junction To Case	0.40 typ.	0.40 typ.	0.40 typ.	°C/W
Operating Temperature Range,	-55 to+150 °C			

EDI reserves the right to change these specifications at any time without notice

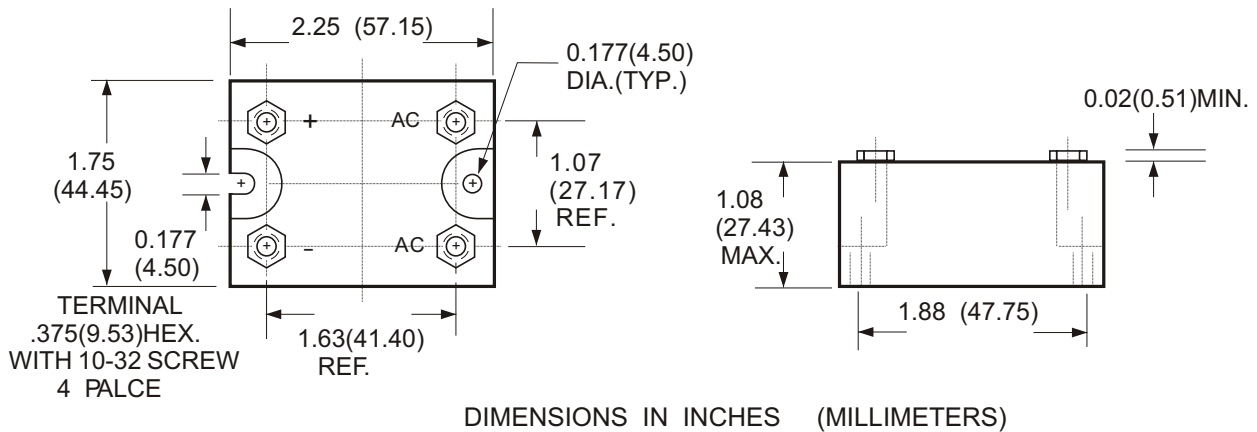
**Figure 1  
CURRENT DERATING**



**Figure 2  
NON-REPETITIVE SURGE CURRENT**



**PO SERIES MECHANICAL OUTLINE**



NOTE: A thin film of silicone thermal compound is recommended between the Bridge case and mounting surface for improved thermal conduction.

**ELECTRONIC DEVICES, INC.** DESIGNERS AND MANUFACTURERS OF SOLID STATE DEVICES SINCE 1951.

21 GRAY OAKS AVENUE \* YONKERS, NEW YORK 10710 914-965-4400 \* FAX 914-965-5531 \* 1-800-678-0828

e-mail:sales@edidiodes.com \* website: http://www.edidiodes.com