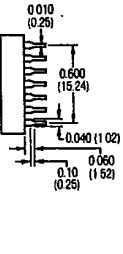
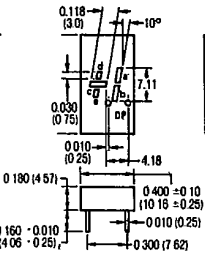
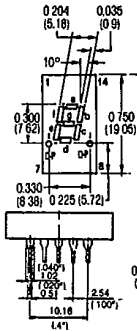


HIGH EFFICIENCY & ULTRA BRIGHT NUMERICS

.3" DIGIT SIZE - R.H./L.H.D.P.

T-41-33

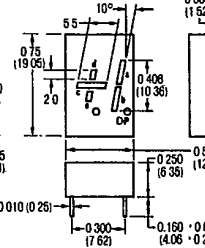
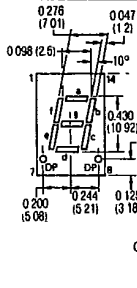
PART NO.	MATERIAL	PEAK WAVE-LENGTH λ P (nm)	EMITTED COLOR	MAXIMUM RATINGS					OPTO-ELECTRICAL CHARACTERISTICS							
				I _F (DC/seg.) (mA)	*I _F (I _{pp} /seg.) (mA)	V _R (V)	T _{opr} (°C)	T _{stg} (°C)	V _F (I _F at 10 mA) (V)			I _R (μA)	V _R (V)	I _V (per seg.) (mcd)		
									min.	typ.	max.			min.	typ.	at mA
MTN3320-CHR	GaAsP/GaP	635	Red	20	110	6	-40 ~ 85	-40 ~ 85	1.7	2.0	2.5	5	6	.39	1.17	10
MTN3330-AHR	GaAsP/GaP	635	Red	20	110	6	-40 ~ 85	-40 ~ 85	1.7	2.0	2.5	5	6	.39	1.17	10
MTN3350-AHR	GaAsP/GaP	635	Red	20	110	6	-40 ~ 85	-40 ~ 85	1.7	2.0	2.5	5	6	.39	1.17	10
MTN3340-HR	GaAsP/GaP	635	Red	20	110	6	-40 ~ 85	-40 ~ 85	1.7	2.0	2.5	5	6	.39	1.17	10
MTN3320-CUR	GaAlAs	660	Red	20	110	6	-40 ~ 85	-40 ~ 85	1.4	1.7	2.1	5	6	.64	1.92	10
MTN3330-AUR	GaAlAs	660	Red	20	110	6	-40 ~ 85	-40 ~ 85	1.4	1.7	2.1	5	6	.64	1.92	10
MTN3350-AUR	GaAlAs	660	Red	20	110	6	-40 ~ 85	-40 ~ 85	1.4	1.7	2.1	5	6	.64	1.92	10
MTN3340-UR	GaAlAs	660	Red	20	110	6	-40 ~ 85	-40 ~ 85	1.4	1.7	2.1	5	6	.64	1.92	10



MTN3320 COMMON CATHODE PIN# FUNCTION 1. COMMON CATHODE 2. ANODE F 3. ANODE G 4. ANODE E 5. ANODE D 6. COMMON CATHODE 7. ANODE DP 8. ANODE C 9. ANODE B 10. ANODE A 11. NO PIN 12. NO PIN 13. NO PIN 14. NO PIN	MTN3330 COMMON ANODE FUNCTION CATHODE A CATHODE F COMMON ANODE NO PIN NO PIN NO CONNECTION CATHODE E CATHODE D CATHODE DP CATHODE C CATHODE G NO PIN CATHODE B COMMON ANODE	MTN3350 COMMON ANODE FUNCTION CATHODE A CATHODE F COMMON ANODE NO PIN NO PIN CATHODE DP CATHODE E CATHODE D NO CONNECTION CATHODE C CATHODE G NO PIN CATHODE B COMMON ANODE	MTN3340 FUNCTION ANODE D NO PIN CATHODE D CATHODE C CATHODE E ANODE E ANODE C ANODE DP NO PIN CATHODE DP CATHODE B CATHODE A ANODE A ANODE B
---	--	--	--

.43" DIGIT SIZE - R.H./L.H.D.P.

PART NO.	MATERIAL	PEAK WAVE-LENGTH λ P (nm)	EMITTED COLOR	MAXIMUM RATINGS					OPTO-ELECTRICAL CHARACTERISTICS							
				I _F (DC/seg.) (mA)	*I _F (I _{pp} /seg.) (mA)	V _R (V)	T _{opr} (°C)	T _{stg} (°C)	V _F (I _F at 10 mA) (V)			I _R (μA)	V _R (V)	I _V (per seg.) (mcd)		
									min.	typ.	max.			min.	typ.	at mA
MTN3420-CHR	GaAsP/GaP	635	Red	20	110	6	-40 ~ 85	-40 ~ 85	1.7	2.0	2.5	5	6	.26	.78	10
MTN3430-AHR	GaAsP/GaP	635	Red	20	110	6	-40 ~ 85	-40 ~ 85	1.7	2.0	2.5	5	6	.26	.78	10
MTN3450-AHR	GaAsP/GaP	635	Red	20	110	6	-40 ~ 85	-40 ~ 85	1.7	2.0	2.5	5	6	.26	.78	10
MTN3440-HR	GaAsP/GaP	635	Red	20	110	6	-40 ~ 85	-40 ~ 85	1.7	2.0	2.5	5	6	.26	.78	10
MTN3420-CUR	GaAlAs	660	Red	20	110	6	-40 ~ 85	-40 ~ 85	1.4	1.7	2.1	5	6	.44	1.32	10
MTN3430-AUR	GaAlAs	660	Red	20	110	6	-40 ~ 85	-40 ~ 85	1.4	1.7	2.1	5	6	.44	1.32	10
MTN3450-AUR	GaAlAs	660	Red	20	110	6	-40 ~ 85	-40 ~ 85	1.4	1.7	2.1	5	6	.44	1.32	10
MTN3440-UR	GaAlAs	660	Red	20	110	6	-40 ~ 85	-40 ~ 85	1.4	1.7	2.1	5	6	.44	1.32	10



MTN3420 COMMON CATHODE PIN# FUNCTION 1. ANODE A 2. ANODE F 3. COMMON CATHODE 4. NO PIN 5. NO PIN 6. NO CONNECTION 7. ANODE E 8. ANODE D 9. ANODE DP 10. ANODE C 11. ANODE G 12. NO PIN 13. ANODE B 14. COMMON CATHODE	MTN3430 COMMON ANODE FUNCTION CATHODE A CATHODE F COMMON ANODE NO PIN NO PIN NO CONNECTION CATHODE E CATHODE D CATHODE DP CATHODE C CATHODE G NO PIN ANODE B COMMON ANODE	MTN3450 COMMON ANODE FUNCTION CATHODE A CATHODE F COMMON ANODE NO PIN NO PIN CATHODE DP CATHODE E CATHODE D NO CONNECTION CATHODE C CATHODE G NO PIN CATHODE B COMMON ANODE	MTN3440 FUNCTION CATHODE D ANODE D NO PIN CATHODE C CATHODE E ANODE E ANODE C ANODE DP CATHODE DP CATHODE B CATHODE A NO PIN ANODE A ANODE B
--	--	--	--

marktech 120 Broadway • Menands, New York 12204 • (518) 436-5865 • FAX: (518) 436-5877

*NOTE: Pulse width = 1mS; Duty Ratio 1/10.