660-006 (Plug) - 660-007 (Receptacle) Protective Covers

MIL-C-22992

MIL-C-22992

660-006 G 16 S 5 -04

- Basic Part No. — 660-006 Plug, 660-007 Receptacle
- Finish (Table II)
- Shell Size (Table X)
- Attachment Type (Table III)
- Attachment Length (in inches)
- Ring or Eyelet Dash No. (Tables IV, V, VI, VII)

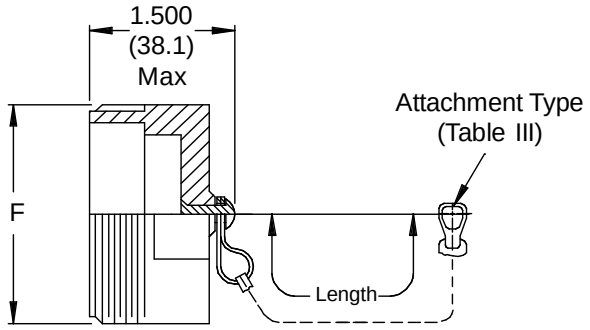

660-006 Plug Cover

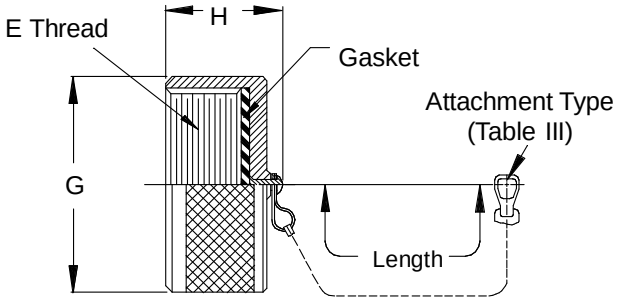

660-007 Receptacle Cover

TABLE X: SHELL SIZE DIMENSIONS

Shell Size	E Thread	F Max	G Max	H Max
12	.8750-0.1P-0.2L-DS	.875 (22.2)	1.094 (27.8)	.765 (19.4)
14	1.0000-0.1P-0.2L-DS	1.000 (25.4)	1.219 (31.0)	.765 (19.4)
16	1.1250-0.1P-0.2L-DS	1.125 (28.6)	1.344 (34.1)	.980 (24.9)
18	1.2500-0.1P-0.2L-DS	1.250 (31.8)	1.469 (37.3)	.980 (24.9)
20	1.3750-0.1P-0.2L-DS	1.375 (34.9)	1.562 (39.7)	.980 (24.9)
22	1.5000-0.1P-0.2L-DS	1.500 (38.1)	1.688 (42.9)	.980 (24.9)
24	1.7500-0.1P-0.2L-DS	1.750 (44.5)	1.938 (49.2)	.980 (24.9)
28	2.0000-0.1P-0.2L-DS	2.000 (50.8)	2.219 (56.4)	.980 (24.9)
32	2.2500-0.1P-0.2L-DS	2.250 (57.2)	2.469 (62.7)	.980 (24.9)
36	2.5000-0.1P-0.2L-DS	2.500 (63.5)	2.719 (69.1)	.980 (24.9)
40	2.7500-0.1P-0.2L-DS	2.750 (69.9)	2.969 (75.4)	.980 (24.9)

See inside back cover fold-out or page 14 for Table II.

Metric dimensions (mm) are indicated in parentheses.

© 2005 Glenair, Inc.

660-006 (Plug) - 660-007 (Receptacle) Protective Covers

MIL-C-22992

ROPE
(Types F, G, H, R, T, U)

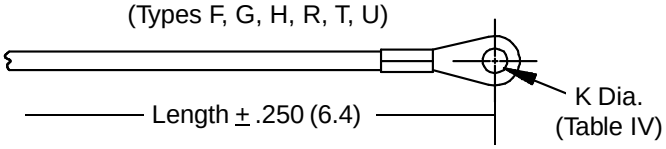

SASH CHAIN
(Type S)

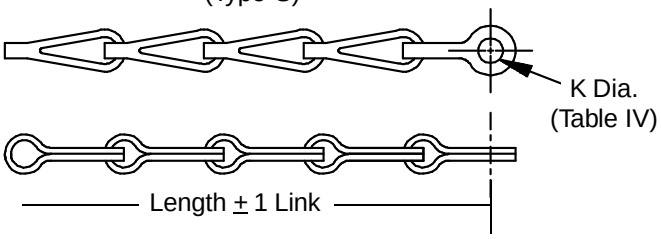

BEAD CHAIN
(Type D)

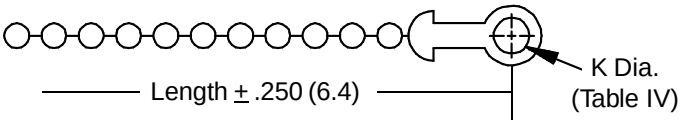

TABLE III: ATTACHMENT

Sym	Attachment Type
D	Bead Chain, Cres., Passivate
F	Wire Rope, Nylon Jacket
G	Nylon Rope
H	Wire Rope, Teflon Jacket
N	No Attachment
R	Wire Rope, PVC Jacket
S	#8 Sash Chain, Cres., Passivate
T	Wire Rope, No Jacket
U	Wire Rope, Polyurethane Jacket with Terminal

TABLE IV: EYELET

Dash No.	K DIA ±.010	(0.3)
01	.140	(3.6)
02	.182	(4.6)
03	.191	(4.9)
04	.197	(5.0)
05	.167	(4.2)
06	.125	(3.2)
07	.218	(5.5)
09	.156	(4.0)
00	No Eyelet	

SPLIT RING - Style C

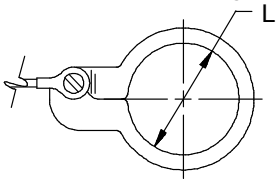

SOLID RING - Style B

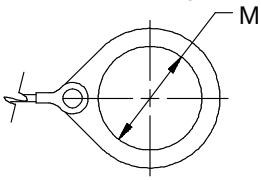

SOLID RING - Style A

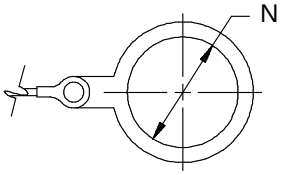

TABLE V: SPLIT RING STYLE C

Dash No.	L Dia. ±.015	(0.4)	Dash No.	L Dia. ±.015	(0.4)
50	.425	(10.8)	74	1.625	(41.3)
52	.485	(12.3)	76	1.750	(44.5)
54	.640	(16.3)	78	1.875	(47.6)
56	.750	(19.1)	80	1.980	(50.3)
58	.890	(22.6)	82	2.060	(52.3)
60	1.015	(25.8)	84	2.235	(56.8)
62	1.095	(27.8)	86	2.310	(58.7)
64	1.130	(28.7)	88	2.475	(62.9)
66	1.250	(31.8)	90	2.655	(67.4)
68	1.350	(34.3)	92	2.810	(71.4)
70	1.390	(35.3)	94	3.045	(77.3)
72	1.485	(37.7)			

TABLE VI: SOLID RING STYLE B

Dash No.	M Dia. ±.015	(0.4)	Dash No.	M Dia. ±.015	(0.4)
08	.468	(11.9)	24	1.484	(37.7)
10	.593	(15.1)	25	1.577	(40.1)
12	.718	(18.2)	27	1.640	(41.7)
13	.765	(19.4)	28	1.687	(42.8)
14	.844	(21.4)	29	1.765	(44.8)
15	.890	(22.6)	30	1.890	(48.0)
16	.968	(24.6)	31	1.953	(49.6)
17	1.015	(25.8)	32	1.968	(50.0)
18	1.093	(27.8)	33	2.077	(52.8)
19	1.140	(29.0)	35	2.140	(54.4)
20	1.203	(30.6)	36	2.187	(55.5)
21	1.265	(32.1)	40	2.406	(61.1)
22	1.343	(34.1)	44	2.656	(67.5)
23	1.453	(36.9)	48	3.031	(77.0)
			118	.310	(7.9)

TABLE VII: SOLID RING STYLE A

Dash No.	N Dia. ±.015	(0.4)	Dash No.	N Dia. ±.015	(0.4)
095	.312	(7.9)	109	1.266	(32.2)
100	.391	(9.9)	209	1.312	(33.3)
101	.516	(13.1)	110	1.391	(35.3)
102	.583	(14.8)	210	1.438	(36.5)
103	.641	(16.3)	111	1.521	(38.6)
104	.708	(18.0)	211	1.536	(39.0)
105	.766	(19.5)	112	1.641	(41.7)
205	.788	(20.0)	113	1.766	(44.9)
106	.896	(22.2)	213	1.812	(46.0)
206	.907	(23.0)	114	1.891	(48.0)
107	1.016	(25.8)	214	1.938	(49.2)
207	1.025	(26.0)	115	2.078	(52.8)
108	1.141	(29.0)	116	2.406	(61.1)
308	1.188	(30.2)	117	2.510	(63.8)
208	1.203	(30.6)			

© 2005 Glenair, Inc.